

FINITE SUBDIVISION RULES

J. W. CANNON, W. J. FLOYD, AND W. R. PARRY

ABSTRACT. We introduce and study finite subdivision rules. A finite subdivision rule \mathcal{R} consists of a finite 2-dimensional CW complex $S_{\mathcal{R}}$, a subdivision $\mathcal{R}(S_{\mathcal{R}})$ of $S_{\mathcal{R}}$, and a continuous cellular map $\varphi_{\mathcal{R}}: \mathcal{R}(S_{\mathcal{R}}) \rightarrow S_{\mathcal{R}}$ whose restriction to each open cell is a homeomorphism. If \mathcal{R} is a finite subdivision rule, X is a 2-dimensional CW complex, and $f: X \rightarrow S_{\mathcal{R}}$ is a continuous cellular map whose restriction to each open cell is a homeomorphism, then we can recursively subdivide X to obtain an infinite sequence of tilings. We wish to determine when this sequence of tilings is conformal in the sense of Cannon's combinatorial Riemann mapping theorem. In this setting, it is proved that the two axioms of conformality can be replaced by a single axiom which is implied by either of them, and that it suffices to check conformality for finitely many test annuli. Theorems are given which show how to exploit symmetry, and many examples are computed.

This paper is concerned with recursive subdivisions of planar complexes. As an introductory example, we present a finite subdivision rule in Figure 1. There are two kinds of edges and three kinds of tiles. A thin edge is subdivided into five subedges (three of these are thick and two are thin) and a thick edge is subdivided into three subedges (two of these are thick and one is thin). There are three kinds of tiles: a triangle with thin edges; a quadrilateral with a pair of opposite thin edges and a pair of opposite thick edges; and a pentagon with thick edges. Each tile is subdivided into subtiles of those three kinds, and these subdivisions restrict on the boundary arcs to the subdivisions defined for the edges. Because of this, one can recursively subdivide planar complexes made up of tiles of these three kinds. For example, Figure 2 shows the second and third subdivisions of the quadrilateral tile type. This figure was produced by Kenneth Stephenson's computer program CirclePack [16].

Our motivation for the above subdivision rule is illustrated in Figure 3. This figure, which was drawn from an image produced by Jeffrey Weeks's computer program SnapPea [18], shows a right-angled dodecahedron D in the Klein model of hyperbolic 3-space. The geodesic planes through the twelve faces intersect the sphere at infinity in twelve thick (red) circles. The group G generated by the reflections in these twelve geodesic planes is a discrete subgroup of $\text{Isom}(\mathbf{H}^3)$, and D is a fundamental domain for the action of G on \mathbf{H}^3 .

The images of D under elements of G form a tiling T of \mathbf{H}^3 . Define combinatorial balls $B(n)$, $n \geq 0$, recursively by $B(0) = D$ and $B(n+1) = \text{star}(B(n), T)$ for $n \geq 0$. For each n , the geodesic planes through the faces of $\partial B(n)$ intersect the sphere at

Date: July 5, 2001.

1991 Mathematics Subject Classification. Primary 20F32, 52C20; Secondary 05B45.

Key words and phrases. finite subdivision rule, conformality.

This work was supported in part by NSF research grants and by The Geometry Center, University of Minnesota, an STC funded by NSF, DOE, and Minnesota Technology, Inc.

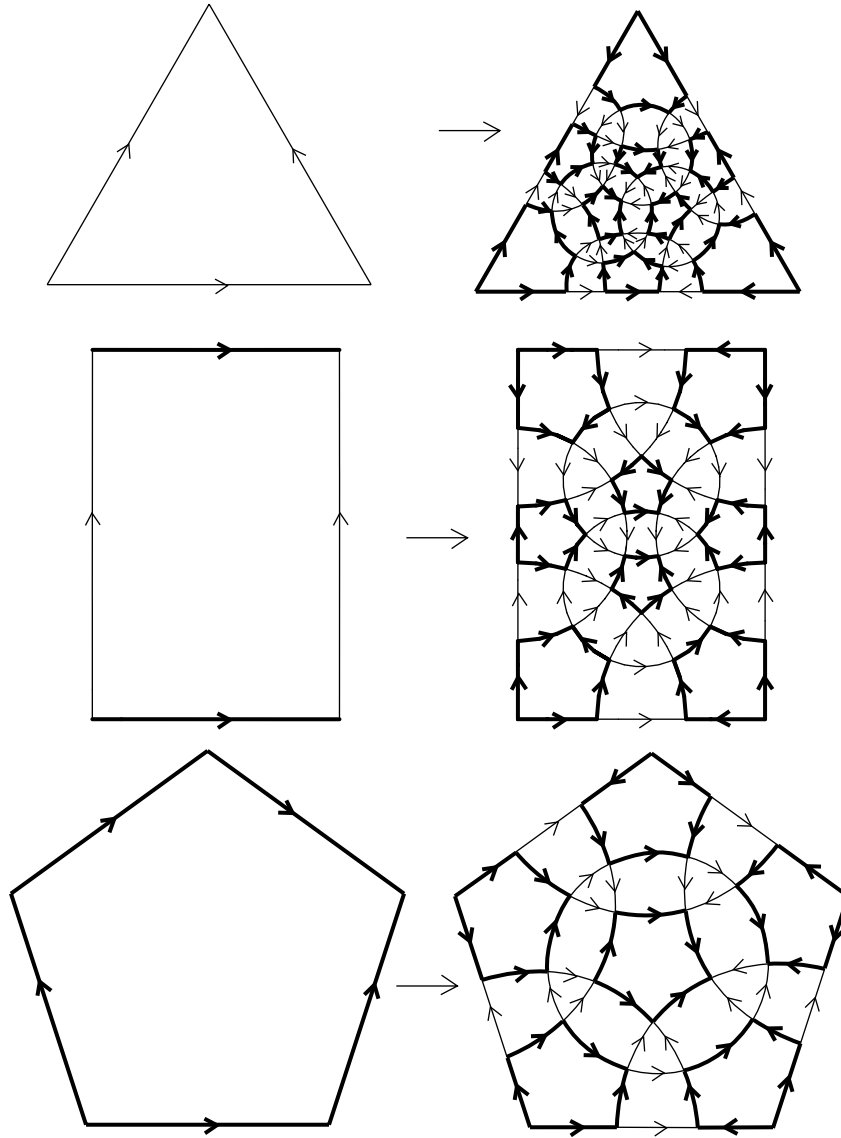


FIGURE 1. The dodecahedral subdivision rule

infinity in circles. The thin (blue) circles in Figure 3 are the circles at infinity corresponding to the faces of $\partial B(1)$. For each n , let $\mathcal{S}(n)$ be the tiling of the 2-sphere determined by the circles coming from faces of $\partial B(k)$ for $k \leq n$. The tiles of $\mathcal{S}(n)$ are triangles, quadrilaterals, and pentagons, and the tiles of $\mathcal{S}(n+1)$ are obtained from the tiles of $\mathcal{S}(n)$ by the above subdivision rule.

Unlike substitution tilings, where the tiles are given as rigid geometric objects, here the complexes are essentially combinatorial. Although a finite subdivision rule is defined topologically for convenience, it can be thought of as a finite rule for subdividing planar combinatorial complexes. While the tiles do not come with prescribed shapes, since we are dealing with cell complexes the intersections of tiles




FIGURE 2. The second and third subdivisions of the quadrilateral

is greatly restricted. A central problem is to understand when the subdivisions can be realized geometrically so that the tiles at all levels are uniformly round.

Our motivation for studying these subdivision rules arises from the wish to answer the following question, which is closely related to Thurston's hyperbolization conjecture. Given a negatively curved group G whose space at infinity is the 2-sphere, does G act properly discontinuously, cocompactly, and isometrically on hyperbolic 3-space? To see the connection to subdivision rules, let G be a negatively curved group whose space at infinity is the 2-sphere. Let Γ be a locally finite Cayley graph for G , and let \mathcal{O} be a vertex of Γ . Given a geodesic ray $\mathcal{R}: [0, \infty) \rightarrow \Gamma$ with $\mathcal{R}(0) = \mathcal{O}$ and a positive integer n , one can define a disk at infinity $D(\mathcal{R}, n)$ (for example, see [6] for a definition). For each positive integer n , the collection

$$\mathcal{D}(n) = \{D(\mathcal{R}, n) : \mathcal{R} \text{ is a geodesic ray in } \Gamma \text{ with } \mathcal{R}(0) = \mathcal{O}\}$$

is a finite cover of $\partial\Gamma$. The main theorem of the Cannon-Swenson paper [6], Theorem 2.3.1, states that G acts properly discontinuously, cocompactly, and isometrically on hyperbolic 3-space if and only if the sequence $\{\mathcal{D}(n)\}_{n=1}^{\infty}$ of disk covers is conformal in the sense of [3]. Furthermore, [6, line 3.30] states that for every $n \geq 2$ the elements of $\mathcal{D}(n)$ can be obtained from the elements of $\mathcal{D}(n-1)$ by a finite recursion.

Finite subdivision rules model the recursive structures of sequences of disk covers arising from negatively curved groups. The above sequences of disk covers do not generally arise from finite subdivision rules mainly because pairs of distinct elements of a disk cover may have large intersection, whereas finite subdivision rules deal with

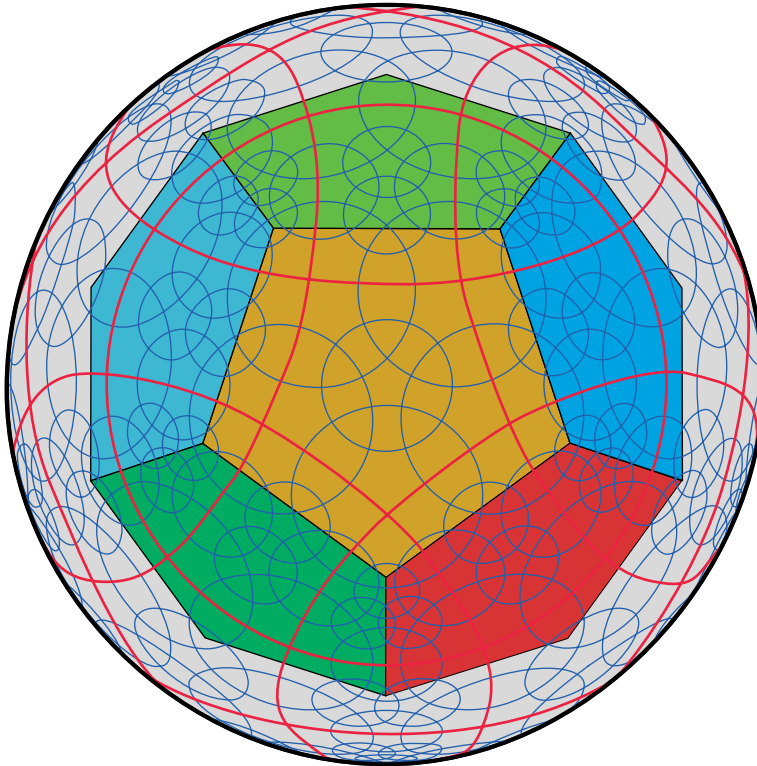


FIGURE 3. An \mathcal{R} -complex for the dodecahedral subdivision rule

tilings, in which distinct elements can only intersect in their boundaries. However, we feel that this passage to tilings is not an oversimplification.

Thus we are interested here in subdivision rules for tilings of surfaces. Our starting point is a finite set \mathcal{T} of closed 2-cells, and a way of subdividing each element of \mathcal{T} into 2-cells which are in turn identified with elements of \mathcal{T} . Given a 2-dimensional CW complex X whose 2-cells are identified with elements of \mathcal{T} , we use the subdivision rule on \mathcal{T} to recursively define subdivisions $\mathcal{R}^n(X)$ for $n \in \mathbf{N}$. We then want to understand the asymptotics of the subdivisions $\mathcal{R}^n(X)$. In particular, we want to be able to tell whether they are conformal in the sense of [3].

In Section 1 we give the basic definitions of finite subdivision rules and recall the definition of conformality from [3]. We then give some examples. In Section 2 we give the correspondence between the combinatorial and geometric definitions of mesh approaching 0. We then prove the layer theorem, which gives a subadditivity formula for combinatorial moduli, in Section 3.

In Section 4, we prove Theorem 4.2. This theorem states that, for bounded valence finite subdivision rules whose meshes approach 0, the two axioms for conformality in [3] can be reduced to a single axiom, Axiom 0, which is weaker than either of them. This is similar to the analogous result for negatively curved groups in [5, Theorem 8.2], and most of the material developed in [5] for the proof of Theorem 8.2 is applicable in the present setting. In Section 5 we use this reduction to prove the 1,2,3,-tile criterion, Theorem 5.1, which reduces the checking of conformality

to showing that the moduli of a certain finite set of quadrilaterals are uniformly bounded from 0. This greatly simplifies the problem of proving conformality for a finite subdivision rule.

Several theorems are proved in Section 6 that exploit symmetry to estimate combinatorial moduli. These are especially useful when combined with Theorem 5.1. In particular, we prove the conformality of every bounded valence finite subdivision rule whose mesh approaches 0 with one tile type such that the subdivision of that tile type has dihedral symmetry. It is easy to construct infinitely many such finite subdivision rules. In Section 7 we use layered subdivision rules to give examples of nonconformal finite subdivision rules that only satisfy part of the hypotheses of Theorem 5.1. Finally, in Section 8 we discuss finite subdivision rules that have rotational symmetry. We show how to construct infinitely many rotationally symmetric finite subdivision rules with one tile type which are conformal. Though we did not construct these examples from that point of view, they all give self-replicating tilings. We then show that in general rotational symmetry is not enough to imply conformality.

We thank the referee for numerous valuable suggestions. We also thank Richard Kenyon for suggesting the present form of the definition of a finite subdivision rule.

1. PRIMARY DEFINITIONS AND EXAMPLES

1.1. Finite subdivision rules. We first recall two definitions about CW complexes. The **star** of a subset Y of a CW complex X is the CW complex $\text{star}(Y, X)$ which is the union of all closed cells in X which meet Y . A CW complex Y is a **subdivision** of a CW complex X if $Y = X$ and each closed cell of Y is contained in a closed cell of X .

The idea behind a finite subdivision rule is to give a finite combinatorial rule for recursively subdividing tilings. Since we are mainly interested in tilings up to cellular homeomorphisms, we think of them as being essentially combinatorial objects. At its simplest, we envision having finitely many colors, a tile p_c of each color c , and a subdivision X_c of each tile p_c into colored tiles so that if t is a tile of X_c with color $c(t)$, then there is a cellular homeomorphism of t to $p_{c(t)}$. We want to use these subdivisions to recursively subdivide any colored 2-dimensional CW complex. A potential problem is incompatibility. If an edge e in a colored 2-dimensional CW complex Y is in the boundary of two colored tiles t_1 and t_2 , then it will have induced subdivisions from $X_{c(t_1)}$ and from $X_{c(t_2)}$. If these subdivisions are not cellularly homeomorphic, then we will not be able to define a subdivision of Y which on each tile t is isomorphic to $X_{c(t)}$. To get around this problem, we assume that we also have finitely many edge colors, an edge of each color, and a subdivision of that edge into colored edges. We then require that we have edge colorings for each tile p_c and for its subdivision X_c , and that the tile subdivisions coincide with the edge subdivisions on the boundary of each tile p_c . Our introductory example of the dodecahedral subdivision rule has two edge colors and three tile colors.

To make this precise, one could use cellular homeomorphisms from the open subtiles (and open subedges) to the original open colored tiles (and open colored edges). The compatibility requirements between the edge subdivisions and the tile subdivisions would then be requirements that certain diagrams of maps were commutative. While this is straightforward to define, the details are messy and one is burdened with having separate maps for all of the subtiles and subedges.

To avoid this, we define a finite subdivision rule via a quotient CW complex that has one open 1-cell for each colored edge and one open 2-cell for each colored tile. Subdividing the quotient complex creates a subcomplex. The identification of the edges and tiles of this subcomplex with our original colored edges and tiles is made by a continuous cellular map from the subcomplex to the quotient complex which restricts to a homeomorphism on every open cell. We then dispense completely with the idea of edge and tile colors because the information they carry is determined by the map from a subtile (or a subedge) to an original tile (or an original edge). For the dodecahedral subdivision rule, the quotient complex will have a single vertex, two edges, and three tiles.

The preceding discussion leads us to make the following definition. A **finite subdivision rule** \mathcal{R} consists of the following:

1. A finite 2-dimensional CW complex $S_{\mathcal{R}}$, called the **subdivision complex**, with a fixed cell structure such that $S_{\mathcal{R}}$ is the union of its closed 2-cells. We assume that for each closed 2-cell \tilde{s} of $S_{\mathcal{R}}$ there is a CW structure s on a closed 2-disk such that s has at least three vertices, the vertices and edges of s are contained in ∂s , and the characteristic map $\psi_s: s \rightarrow S_{\mathcal{R}}$ which maps onto \tilde{s} restricts to a homeomorphism on each open cell.
2. A finite 2-dimensional CW complex $\mathcal{R}(S_{\mathcal{R}})$ which is a subdivision of $S_{\mathcal{R}}$.
3. A continuous cellular map $\varphi_{\mathcal{R}}: \mathcal{R}(S_{\mathcal{R}}) \rightarrow S_{\mathcal{R}}$, called the **subdivision map**, whose restriction to every open cell is a homeomorphism.

We say that \mathcal{R} is **orientation preserving** if there is an orientation on the union of the open 2-cells of $S_{\mathcal{R}}$ such that the restriction of $\varphi_{\mathcal{R}}$ to each open 2-cell of $\mathcal{R}(S_{\mathcal{R}})$ is orientation preserving. If \tilde{s} is a closed 2-cell in $S_{\mathcal{R}}$, then the CW complex s in condition 1 is called a **tile type**. The tile type s comes equipped with the characteristic map ψ_s . If \tilde{e} is a closed 1-cell in $S_{\mathcal{R}}$, then a closed 1-disk e equipped with a characteristic map $\psi_e: e \rightarrow S_{\mathcal{R}}$ which maps onto \tilde{e} is called an **edge type**.

Suppose \mathcal{R} is a finite subdivision rule. An **\mathcal{R} -complex** consists of a 2-dimensional CW complex X which is the union of its closed 2-cells equipped with a continuous cellular map $f: X \rightarrow S_{\mathcal{R}}$ whose restriction to each open cell is a homeomorphism. Note that the tile types and the closed tiles of $S_{\mathcal{R}}$ are \mathcal{R} -complexes.

Suppose that \mathcal{R} is a finite subdivision rule and X is an \mathcal{R} -complex with associated map $f: X \rightarrow S_{\mathcal{R}}$. The CW structure on $\mathcal{R}(S_{\mathcal{R}})$ determines a subdivision $\mathcal{R}(X)$ of X such that the induced map $f: \mathcal{R}(X) \rightarrow \mathcal{R}(S_{\mathcal{R}})$ restricts to a homeomorphism on each open cell. Hence $\mathcal{R}(X)$ is an \mathcal{R} -complex with map $\varphi_{\mathcal{R}} \circ f: \mathcal{R}(X) \rightarrow S_{\mathcal{R}}$. We can define $\mathcal{R}^n(X)$, for n a nonnegative integer, recursively by $\mathcal{R}^0(X) = X$ (with map $f: X \rightarrow S_{\mathcal{R}}$) and $\mathcal{R}^n(X) = \mathcal{R}(\mathcal{R}^{n-1}(X))$ (with map $\varphi_{\mathcal{R}}^n \circ f: \mathcal{R}^n(X) \rightarrow S_{\mathcal{R}}$) if $n \geq 1$.

Suppose that \mathcal{R} is a finite subdivision rule, and X and X' are \mathcal{R} -complexes with associated maps $f: X \rightarrow S_{\mathcal{R}}$ and $f': X' \rightarrow S_{\mathcal{R}}$. A cellular map $h: X \rightarrow X'$ is called an **\mathcal{R} -map** if $f = f' \circ h$. An \mathcal{R} -map that is a cellular homeomorphism is an **\mathcal{R} -isomorphism**. A cellular homeomorphism $h: X \rightarrow X'$ is a **weak \mathcal{R} -isomorphism** if, for every positive integer n , there exists a cellular homeomorphism from $\mathcal{R}^n(X)$ to $\mathcal{R}^n(X')$ which agrees with h on the vertices of X .

Let \mathcal{R} and \mathcal{R}' be finite subdivision rules with associated CW complexes $S_{\mathcal{R}}$ and $S_{\mathcal{R}'}$ and maps $\varphi_{\mathcal{R}}: \mathcal{R}(S_{\mathcal{R}}) \rightarrow S_{\mathcal{R}}$ and $\varphi_{\mathcal{R}'}: \mathcal{R}'(S_{\mathcal{R}'}) \rightarrow S_{\mathcal{R}'}$. Then \mathcal{R} and \mathcal{R}' are **isomorphic** if there is a cellular homeomorphism $h: S_{\mathcal{R}} \rightarrow S_{\mathcal{R}'}$ such that $\varphi_{\mathcal{R}'} \circ h = h \circ \varphi_{\mathcal{R}}$. We call h an **isomorphism from \mathcal{R} to \mathcal{R}'** .

The last condition is fairly strong and implies that h is a “change of coordinates” between \mathcal{R} and \mathcal{R}' . We define a weak isomorphism between two finite subdivision rules by relaxing this condition. Let \mathcal{R} and \mathcal{R}' be finite subdivision rules with associated CW complexes $S_{\mathcal{R}}$ and $S_{\mathcal{R}'}$ and maps $\varphi_{\mathcal{R}}: \mathcal{R}(S_{\mathcal{R}}) \rightarrow S_{\mathcal{R}}$ and $\varphi_{\mathcal{R}'}: \mathcal{R}'(S_{\mathcal{R}'}) \rightarrow S_{\mathcal{R}'}$. Then \mathcal{R} and \mathcal{R}' are **weakly isomorphic** if there is a cellular homeomorphism $h: S_{\mathcal{R}} \rightarrow S_{\mathcal{R}'}$ such that h is cellularly isotopic to a cellular homeomorphism $g: S_{\mathcal{R}} \rightarrow S_{\mathcal{R}'}$ such that $\varphi_{\mathcal{R}'} \circ g = h \circ \varphi_{\mathcal{R}}$. We call h a **weak isomorphism from \mathcal{R} to \mathcal{R}'** .

We discuss the notion of weak isomorphism in this paragraph. We begin with a finite subdivision rule \mathcal{R} , and we make the following observation. If $k_1: S_{\mathcal{R}} \rightarrow S_{\mathcal{R}}$ is a cellular homeomorphism which is cellularly isotopic to the identity map, then there exists another cellular homeomorphism $k_2: S_{\mathcal{R}} \rightarrow S_{\mathcal{R}}$ cellularly isotopic to the identity map such that $k_1 \circ \varphi_{\mathcal{R}} = \varphi_{\mathcal{R}} \circ k_2$. (The map k_2 is even cellular on $\mathcal{R}(S_{\mathcal{R}})$.) Now let \mathcal{R} and \mathcal{R}' be weakly isomorphic finite subdivision rules with h and g as in the definition. We have that $h \circ \varphi_{\mathcal{R}} = \varphi_{\mathcal{R}'} \circ g$. It follows that $g: \mathcal{R}(S_{\mathcal{R}}) \rightarrow \mathcal{R}'(S_{\mathcal{R}'})$ is a cellular homeomorphism. Furthermore $h \circ \varphi_{\mathcal{R}} \circ h^{-1} = \varphi_{\mathcal{R}'} \circ g \circ h^{-1}$, and $k_1 = g \circ h^{-1}: S_{\mathcal{R}'} \rightarrow S_{\mathcal{R}'}$ is a cellular homeomorphism which is cellularly isotopic to the identity map. Hence $h \circ \varphi_{\mathcal{R}}^2 \circ h^{-1} = \varphi_{\mathcal{R}'} \circ k_1 \circ \varphi_{\mathcal{R}'} \circ k_1 = \varphi_{\mathcal{R}'}^2 \circ k_2 \circ k_1 = \varphi_{\mathcal{R}'}^2 \circ k_3$, where $k_3: S_{\mathcal{R}'} \rightarrow S_{\mathcal{R}'}$ is a cellular homeomorphism which is cellularly isotopic to the identity map. Hence $h \circ \varphi_{\mathcal{R}}^2 = \varphi_{\mathcal{R}'}^2 \circ k_3 \circ h$, and $k_3 \circ h: S_{\mathcal{R}} \rightarrow S_{\mathcal{R}'}$ is a cellular homeomorphism which is cellularly isotopic to h . It follows that $k_3 \circ h: \mathcal{R}^2(S_{\mathcal{R}}) \rightarrow (\mathcal{R}')^2(S_{\mathcal{R}'})$ is a cellular homeomorphism. By induction we see for every nonnegative integer n that $\mathcal{R}^n(S_{\mathcal{R}})$ is cellularly homeomorphic to $(\mathcal{R}')^n(S_{\mathcal{R}'})$ by means of a map which is cellularly isotopic to h . For this reason it might be said that weakly isomorphic finite subdivision rules are combinatorially equivalent. Weak isomorphism is the natural equivalence relation on finite subdivision rules for dealing with combinatorial moduli.

Suppose that \mathcal{R} and \mathcal{R}' are isomorphic (respectively weakly isomorphic) finite subdivision rules, and that h is an isomorphism (respectively weak isomorphism) from \mathcal{R} to \mathcal{R}' . Let X be an \mathcal{R} -complex, with associated map $f: X \rightarrow S_{\mathcal{R}}$. Let X' be the \mathcal{R}' -complex with $X' = X$ and with associated map $h \circ f: X' \rightarrow S_{\mathcal{R}'}$. Then for every nonnegative integer n , $\mathcal{R}^n(X)$ and $(\mathcal{R}')^n(X')$ are identical (respectively cellularly homeomorphic) as CW complexes.

Given a finite subdivision rule \mathcal{R} , let t_1, \dots, t_m be an enumeration of the open tiles of $S_{\mathcal{R}}$. The **tile recursion matrix** is the $m \times m$ matrix (a_{ij}) with entry a_{ij} equal to the number of open tiles in $\mathcal{R}(S_{\mathcal{R}}) \cap t_j$ which map to t_i under $\varphi_{\mathcal{R}}$.

Suppose \mathcal{R} is a finite subdivision rule and X is an \mathcal{R} -complex. Let i, j be nonnegative integers with $i < j$, let u be a cell in $\mathcal{R}^i(X)$, and let w be a cell in $\mathcal{R}^j(X)$. Then u is a **predecessor** of w if $w \subseteq u$.

We say that a finite subdivision rule \mathcal{R} has **bounded valence** if for every finite \mathcal{R} -complex X there is an upper bound on the vertex valences of the subdivisions $\mathcal{R}^n(X)$ for every $n \in \mathbf{N}$. This condition will hold if it holds when $X = S_{\mathcal{R}}$ or if it holds whenever X is a tile type.

Given a finite subdivision rule \mathcal{R} , we say that its **mesh approaches 0** if given an open cover of $S_{\mathcal{R}}$ there exists a positive integer n such that every tile in $\mathcal{R}^n(S_{\mathcal{R}})$ is contained in one of the sets of the open cover of $S_{\mathcal{R}}$. If the mesh of \mathcal{R} approaches 0 and if X is a finite \mathcal{R} -complex equipped with a metric whose topology coincides with the given topology on X , then it easily follows that given a positive real number

ϵ there exists a positive integer n such that every tile in $\mathcal{R}^n(X)$ has diameter less than ϵ .

Let \mathcal{R} be a bounded valence finite subdivision rule. We say that its **mesh approaches 0 combinatorially** if i) given a closed edge e in $S_{\mathcal{R}}$, there exists a positive integer n such that e contains more than one edge in $\mathcal{R}^n(S_{\mathcal{R}})$ and ii) given a tile type t of \mathcal{R} and disjoint edges e and f of t , there exists a positive integer n such that if e' and f' are edges of $\mathcal{R}^n(t)$ with $e' \subseteq e$ and $f' \subseteq f$, then there does not exist a tile of $\mathcal{R}^n(t)$ containing both e' and f' . We will show in Section 2 that a bounded valence finite subdivision rule \mathcal{R} has mesh approaching 0 combinatorially exactly if it is weakly isomorphic to a finite subdivision rule with mesh approaching 0.

1.2. Conformality. We review the definition of conformality from [3]. Let X be a topological surface. A **shingling** \mathcal{S} of X is a locally finite cover of X by compact connected sets, which are called **shingles**. A **weight function** on a shingling \mathcal{S} is a nonzero function $\rho: \mathcal{S} \rightarrow \mathbf{R}$ such that $\rho(s) \geq 0$ for all $s \in \mathcal{S}$. A weight function can be thought of as an approximate metric on X ; it gives a way to assign lengths to curves in X and areas to subsets of X . If ρ is a weight function on \mathcal{S} , then the **length** of a curve α in X is $L(\alpha, \rho) = \sum_{s \in \mathcal{S}: s \cap \alpha \neq \emptyset} \rho(s)$ and the **area** of a subset Y of X is $A(Y, \rho) = \sum_{s \in \mathcal{S}: s \cap Y \neq \emptyset} \rho(s)^2$. Let Y be either a ring or a quadrilateral. If Y is a quadrilateral, let two disjoint edges of Y be called the “ends” of Y . The **height** of Y is $H(Y, \rho) = \inf\{L(\alpha, \rho): \alpha \text{ is a curve in } Y \text{ joining the ends of } Y\}$ and the **circumference** of Y is $C(Y, \rho) = \inf\{L(\alpha, \rho): \alpha \text{ is a curve in } Y \text{ separating the ends of } Y\}$. If α is a curve in Y which joins the ends of Y , then the collection of shingles which intersect α is called a **fat flow**. Similarly, if α is a curve in Y which separates the ends of Y , then the collection of shingles which intersect α is called a **fat cut**. The combinatorial moduli of Y are the **fat flow modulus** $M(Y, \mathcal{S}) = \sup_{\rho} \left\{ \frac{H(Y, \rho)^2}{A(Y, \rho)} \right\}$ and the **fat cut modulus** $m(Y, \mathcal{S}) = \inf_{\rho} \left\{ \frac{A(Y, \rho)}{C(Y, \rho)^2} \right\}$.

A weight function ρ which attains the supremum in the definition of $M(Y, \mathcal{S})$ is called an **optimal weight function** if $\rho(s) = 0$ for every $s \in \mathcal{S}$ with $s \cap Y = \emptyset$. Similarly we have optimal weight functions for $m(Y, \mathcal{S})$. Optimal weight functions exist and are unique up to scaling. (See, for example, [4] for a proof.)

Suppose we are given a surface X , a subset A of X , and a neighborhood N of A in X . We say that a ring R **surrounds A in N** if $R \subseteq N \setminus A$ and one of the connected components of $N \setminus R$ is an open disk D such that ∂D is one of the ends of R and D contains A . When $N = X$ we simply say that R **surrounds A** . If $x \in X$, we say that R **surrounds x in N** if R surrounds $\{x\}$ in N .

Now suppose that $\{\mathcal{S}_n\}_{n=1}^{\infty}$ is a sequence of shinglings of a topological surface X . The sequence $\{\mathcal{S}_n\}_{n=1}^{\infty}$ has **mesh locally approaching 0** if, given a compact subset W of X and a cover \mathcal{U} of W by open subsets of X , then there is a positive integer n such that if $m \geq n$ and $s \in \mathcal{S}_m$ with $s \cap W \neq \emptyset$ then s is contained in one of the elements of \mathcal{U} . Suppose that $\{\mathcal{S}_n\}_{n=1}^{\infty}$ has mesh locally approaching 0. Let Y be an open subsurface of X . Then for each ring or quadrilateral in Y one gets two sequences of combinatorial moduli. The sequence $\{\mathcal{S}_n\}_{n=1}^{\infty}$ is **conformal (K)** in Y if there is a real number $K > 1$ satisfying the following conditions.

Axiom I: For each ring R in Y , there exists $r > 0$ such that $m(R, \mathcal{S}_n), M(R, \mathcal{S}_n) \in [r, Kr]$ for sufficiently large n .

Axiom II: Given $x \in Y$, a neighborhood N of x , and an integer J , there is a ring R surrounding x in N such that $m(R, \mathcal{S}_n), M(R, \mathcal{S}_n) > J$ for sufficiently large n .

When $X = Y$ we say that $\{\mathcal{S}_n\}_{n=1}^\infty$ is conformal (K) or simply conformal. The combinatorial Riemann mapping theorem in [3] states that, given a conformal sequence of shinglings of an open topological surface X , there is a quasiconformal structure on X such that the analytic moduli of rings in X are within a global multiplicative bound of the asymptotic combinatorial moduli.

Suppose that $\{\mathcal{S}_n\}_{n=1}^\infty$ is a sequence of shinglings of a topological surface X with mesh locally approaching 0, and let R be a ring or quadrilateral in X . Then R has **nondegenerate asymptotic moduli** if $\{m(R, \mathcal{S}_n) : n \in \mathbf{N}\} \cup \{M(R, \mathcal{S}_n) : n \in \mathbf{N}\}$ is contained in a compact subset of $(0, \infty)$ and has **degenerate asymptotic moduli** otherwise.

In our setting, X will be an \mathcal{R} -complex and the sequence of shinglings will be the sequence of collections of closed tiles in successive subdivisions of X . Suppose \mathcal{R} is a finite subdivision rule and X is an \mathcal{R} -complex such that X is a surface. For each nonnegative integer n , denote by $\mathcal{S}^n(X)$ the shingling of X whose elements are the closed tiles of $\mathcal{R}^n(X)$. The pair (X, \mathcal{R}) is **conformal** if the sequence of shinglings $\{\mathcal{S}^n(X)\}$ is conformal in $\text{int}(X)$. The finite subdivision rule \mathcal{R} is **conformal** if (X, \mathcal{R}) is conformal whenever X is a bounded valence \mathcal{R} -complex such that X is a surface.

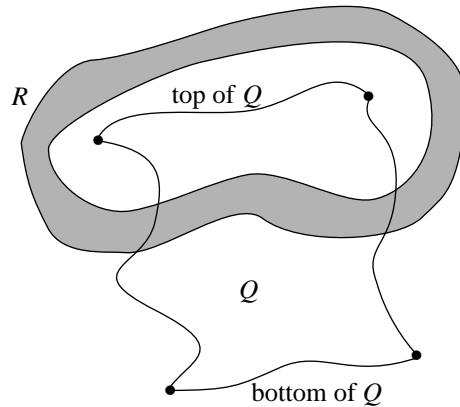
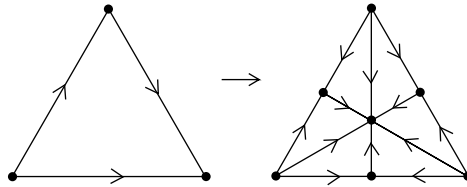
Suppose \mathcal{R} is a finite subdivision rule, X is an \mathcal{R} -complex contained in \mathbf{R}^2 , n is a nonnegative integer, and K is a positive real number. Following [3], $\mathcal{S}^n(X)$ is **almost round** (K) if for each tile $t \in \mathcal{S}^n(X)$ there are concentric circular disks $C(t)$ and $D(t)$ such that $C(t) \subseteq t \subseteq D(t)$, and $\text{radius}(D(t)) \leq K \cdot \text{radius}(C(t))$. The pair (X, \mathcal{R}) is **almost round** if there is a positive real number K such that $\mathcal{S}^n(X)$ is almost round (K) for each nonnegative integer n . The finite subdivision rule \mathcal{R} is **almost round** if every tile type is \mathcal{R} -isomorphic to an \mathcal{R} -complex $t \subseteq \mathbf{R}^2$ such that (t, \mathcal{R}) is almost round. Note that even if a finite subdivision rule \mathcal{R} is almost round, it does not follow that (X, \mathcal{R}) is almost round for every \mathcal{R} -complex X . See Example 1.3.2 and Figure 7. The relevance of almost roundness to conformality comes from [3, Theorem 7.1], which states that if X is a compact subset of \mathbf{C} and $\{\mathcal{S}_n\}$ is a sequence of shinglings of X such that the mesh of $\{\mathcal{S}_n\}$ goes to 0 and $\{\mathcal{S}_n\}$ is almost round (K) for some K , then $\{\mathcal{S}_n\}$ is conformal.

We sometimes wish to apply [3, Theorem 7.1] to conclude that combinatorial moduli of quadrilaterals are bounded from 0. Because the definition of conformality deals with rings, not quadrilaterals, this does not quite follow, and so we include the following lemma.

Lemma 1.2.1. *Let X be an open topological surface. Let $\{\mathcal{S}_n\}$ be a sequence of shinglings of X with mesh locally approaching 0 which is conformal. Let Q be a quadrilateral in X . Then the moduli $M(Q, \mathcal{S}_n)$ are uniformly bounded from 0.*

Proof. Let R be a ring in X which separates the ends of Q . See Figure 4. Let n be a nonnegative integer. Let ρ be an optimal weight function on \mathcal{S}_n for R . Then $A(Q, \rho) \leq A(R, \rho)$ and $H(Q, \rho) \geq H(R, \rho)$. Hence

$$M(Q, \mathcal{S}_n) \geq \frac{H(Q, \rho)^2}{A(Q, \rho)} \geq \frac{H(R, \rho)^2}{A(R, \rho)} = M(R, \mathcal{S}_n).$$

FIGURE 4. A ring R separating the ends of Q FIGURE 5. The tile type t and its subdivision $\mathcal{R}(t)$ for the barycentric subdivision rule

Because $\{\mathcal{S}_n\}$ is conformal, the moduli $M(R, \mathcal{S}_n)$ are uniformly bounded from 0, and so the moduli $M(Q, \mathcal{S}_n)$ are uniformly bounded from 0.

This proves Lemma 1.2.1. \square

1.3. Examples. We now give some examples of finite subdivision rules. Since we only consider them one at a time, for convenience we will denote each example by \mathcal{R} . For each example, we give a figure which indicates how each tile type is subdivided. Edges which are distinct in $S_{\mathcal{R}}$ are distinguished by how they are drawn.

In each example given in this section, we orient the edges of the tile types and of their subdivisions to show how edges are identified in $S_{\mathcal{R}}$ and to help indicate the subdivision map $\varphi_{\mathcal{R}}: \mathcal{R}(S_{\mathcal{R}}) \rightarrow S_{\mathcal{R}}$. But once we verify that it is possible to orient the edges compatibly in such a figure, then the orientations only clutter the figure. Because of the symmetries in these examples, it is clear how to subdivide further without edge orientations.

Example 1.3.1 (The barycentric subdivision rule). *The single tile type t is a 2-simplex, and its subdivision is shown in Figure 5. We see that the subdivision complex $S_{\mathcal{R}}$ is the quotient of a triangle in which the three edges are identified preserving the orientations shown in the left of Figure 5. If X is an \mathcal{R} -complex and n is a positive integer, then $\mathcal{R}^n(X)$ is the n -th barycentric subdivision of X . Hence \mathcal{R} does not have bounded valence. It was shown in [4, Section 6.3.1] that if X is an \mathcal{R} -complex whose underlying space is the Euclidean plane, then (X, \mathcal{R}) is not conformal. Hence \mathcal{R} is not conformal.*

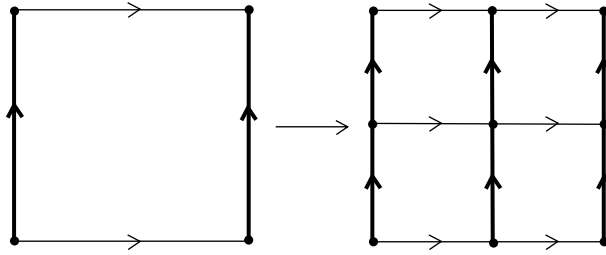


FIGURE 6. The subdivision of the tile type for the binary quadrilateral subdivision rule

Example 1.3.2 (The binary quadrilateral subdivision rule). *In this example the single tile type is a Euclidean square, and the subdivision complex $S_{\mathcal{R}}$ is the torus obtained from the square by identifying opposite edges. The subdivision of the square is into four smaller squares as shown in Figure 6. This finite subdivision rule \mathcal{R} is almost round, and the dihedral symmetries of the square are weak \mathcal{R} -isomorphisms. Because of this, it follows from Theorem 6.4 that \mathcal{R} is conformal.*

An interesting example of an \mathcal{R} -complex for the binary quadrilateral subdivision rule is shown in the top left of Figure 7. The \mathcal{R} -complex X is a square divided into three tiles, with two of the tiles having a pair of adjacent edges in common. Figure 7 shows the first three subdivisions of X . Even though the subdivision rule \mathcal{R} is conformal, the pair (X, \mathcal{R}) is not almost round. However, one could also consider a copy X' of this CW complex on the Riemann surface (with a singular point with cone angle π and a boundary point with angle $\frac{\pi}{2}$) made up out of three squares glued together as indicated. Then (X', \mathcal{R}) is almost round, and the Riemann map from this quadrilateral to a rectangle, followed by an affine map from the rectangle to the square, would show how to redefine the map $X \rightarrow S_{\mathcal{R}}$ so that (X, \mathcal{R}) is almost round.

Example 1.3.3 (The pentagonal subdivision rule). *In this example, the single tile type p is a pentagon and there is a single edge type. The subdivision of the pentagon is into six smaller pentagons as shown in Figure 8. As with the previous example, the dihedral symmetries of the pentagon are weak \mathcal{R} -isomorphisms. Hence it follows from Theorem 6.4 that \mathcal{R} is conformal.*

When we first started studying this example before we had proved Theorem 6.4, we were wondering if we could define \mathcal{R} so that the tiles of the subdivisions $\mathcal{R}^n(p)$ were almost round (K) for some constant K that did not depend on n . After learning of this example from us, Kenneth Stephenson realized that his circlepacking program, CirclePack [16], might be an efficient computational tool for figuring out how to do this. (See [1] for details of this approach.) Figure 9 shows circle packing figures for $\mathcal{R}^2(p)$ and $\mathcal{R}^3(p)$, as computed from CirclePack. Note that although the cell complex for $\mathcal{R}^3(p)$ is a combinatorial subdivision of the cell complex for $\mathcal{R}^2(p)$, it need not be a geometric subdivision of the cell complex for $\mathcal{R}^2(p)$, since they were drawn independently using the circle packing algorithm. What is most impressive to us about the figures is that for each tile t in $\mathcal{R}^2(p)$, the shape of t in $\mathcal{R}^2(p)$ is very close to the shape of $\mathcal{R}(t)$ in $\mathcal{R}^3(p)$. This persists with further subdivisions, and is a strong indicator of conformality, since it suggests the sequence of subdivisions

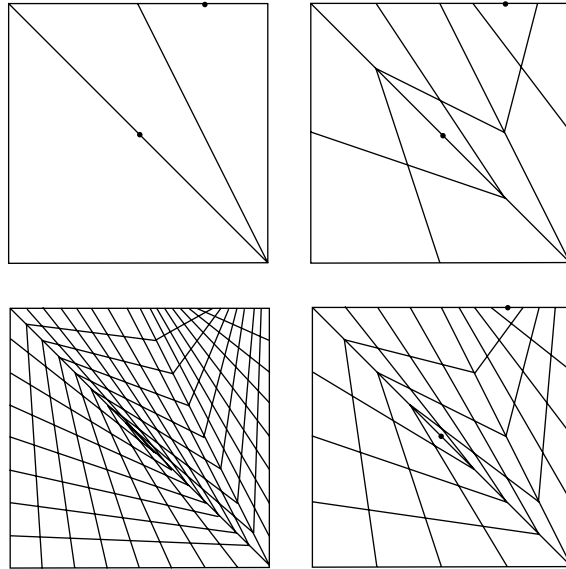


FIGURE 7. Subdivisions of an \mathcal{R} -complex for the binary quadrilateral subdivision rule

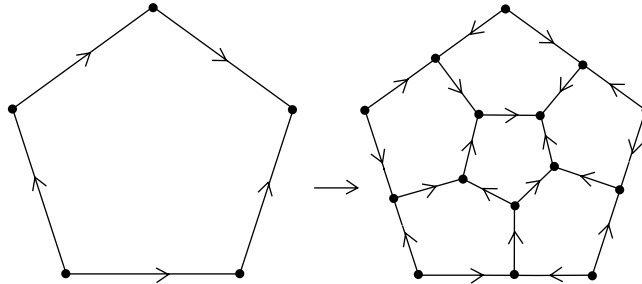


FIGURE 8. The subdivision of the tile type for the pentagonal subdivision rule

will be almost round. This example has been extensively studied by Bowers and Stephenson in [1].

In this paragraph we introduce a “barycenter trick”. Suppose we are given the following information, which is essentially what is contained in Figure 1 if we delete the edge orientations. We have finitely many edge types with distinct labels. For each edge type we have a subdivision whose edges are labeled by the edge type labels. We have finitely many tile types with distinct labels whose edges are labeled with edge type labels. For each tile type we have a subdivision whose edges and tiles are labeled in a way which is compatible with the labeling of the edge type subdivisions and with the labeling of the tile types. We furthermore assume that the labeled subdivision of every edge type is invariant under the operation of interchanging the vertices of the edge type; in other words, the labels of the subdivision of every edge type are palindromic. At this point we do not quite have a finite subdivision rule. The barycenter trick produces a finite subdivision rule.

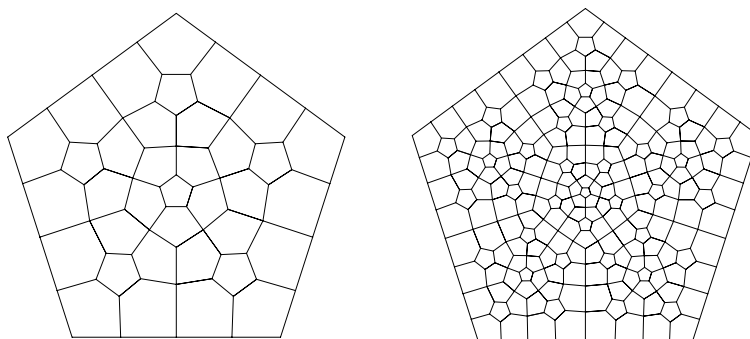
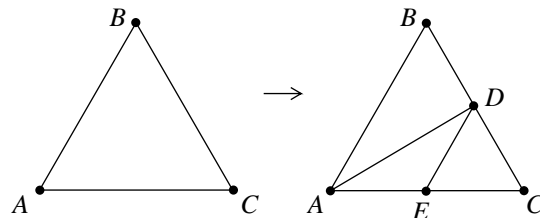
FIGURE 9. $\mathcal{R}^2(p)$ and $\mathcal{R}^3(p)$ 

FIGURE 10. The subdivision of the tile type

The barycenter trick proceeds as follows. We orient every edge type arbitrarily. We insert a barycenter in every edge of the subdivision of every edge type. The subdivision of every edge type now has an even number of edges. We delete the edges in the second half. We label the remaining edges with the labels of the original edges which contain them, and we orient the remaining edges toward the barycenters which they contain. We likewise insert a barycenter in every edge of every tile type and in every edge of the subdivision of every tile type, labeling the new edges as before and orienting them toward the barycenters which they contain. The result is a compatible orientation of all of the new edges, allowing us to define a finite subdivision rule. Although the barycenter trick changes every tile type and its subdivision, the change is to only add a barycenter to every edge.

We close this section with a simple example to illustrate somewhat the constraints and the choices in constructing a finite subdivision rule. In Figure 10 we show a subdivision of a triangle ABC into three subtriangles. We want to construct a finite subdivision rule \mathcal{R} so that ABC is the single tile type and $\mathcal{R}(ABC)$ is the subdivision of ABC shown in Figure 10. We first consider the possible edge types.

Since each of the edges BC and AC is subdivided into two edges and AB is not properly subdivided, AB cannot have the same edge type as BC or AC . We first investigate the possibilities for having exactly two edge types. First suppose that the directed edges BC and AC have the same type. Then their subdivisions must be the same, so the directed edges DC and EC must have the same type. See Figure 11. But then the directed edges DC , EC , EA , DA , and BA all must have

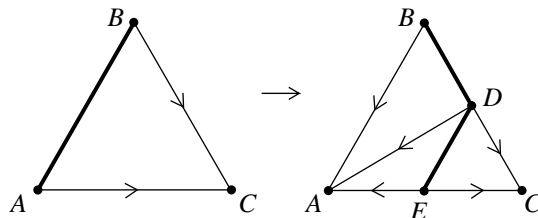


FIGURE 11. Checking one possible choice with two edge types

the same type. This is impossible, since it implies that EA and DB have different types. Now suppose that the directed edges AC and CB have the same edge type. Then AE and CD have the same type, and EC and DB have the same type. One of the directed edges in the boundary of triangle EDC has the same type as AB . There are six choices, and it is easy to see that each is impossible. Hence we cannot have only two edge types.

So the only possibility for having a finite subdivision rule with a single tile type which is subdivided as in Figure 10 is for all three of the edges of ABC to have different types. There are six possibilities for the edge type of the directed edge AB in $\mathcal{R}(ABC)$, and each can be realized by a finite subdivision rule. The six possible subdivisions of the tile type are shown in Figure 12, and Figure 13 shows $\mathcal{R}^2(ABC)$ (without edge labels and orientations) for the six different choices. Three of the six finite subdivision rules do not have bounded valence, and two of the six do not have mesh approaching 0 combinatorially.

2. MESH APPROACHING 0

In this section we prove that a bounded valence finite subdivision rule has mesh approaching 0 combinatorially exactly if it is weakly isomorphic to a finite subdivision rule whose mesh approaches 0. This is convenient because we usually want to apply the geometric definition of mesh approaching 0 and the combinatorial definition is easier to prove.

We begin with two lemmas.

Lemma 2.1. *Let \mathcal{R} be a bounded valence finite subdivision rule whose mesh approaches 0 combinatorially. Let t be a tile type of \mathcal{R} .*

1. *Let u and v be distinct vertices of t . Then there exists a positive integer n such that no tile of $\mathcal{R}^n(t)$ contains both u and v .*
2. *Let v be a vertex of t and let e be an edge of t not containing v . Then there exists a positive integer n such that no tile of $\mathcal{R}^n(t)$ contains both v and an edge contained in e .*

Proof. To prove statement 1 of Lemma 2.1, let u and v be disjoint vertices of t . Because \mathcal{R} has bounded valence, there exists a positive integer n such that the valences of u and v in $\mathcal{R}^n(t)$ are maximal with respect to all subdivisions of t . Because every edge type of \mathcal{R} eventually subdivides properly, we furthermore assume without loss of generality that every edge of $\mathcal{R}^n(t)$ which contains u is disjoint from every edge of $\mathcal{R}^n(t)$ which contains v . Let e be an edge of $\mathcal{R}^n(t)$ containing u , and let f be an edge of $\mathcal{R}^n(t)$ containing v . Suppose that there is a tile s of $\mathcal{R}^n(t)$ containing both e and f . Since the mesh of \mathcal{R} approaches 0

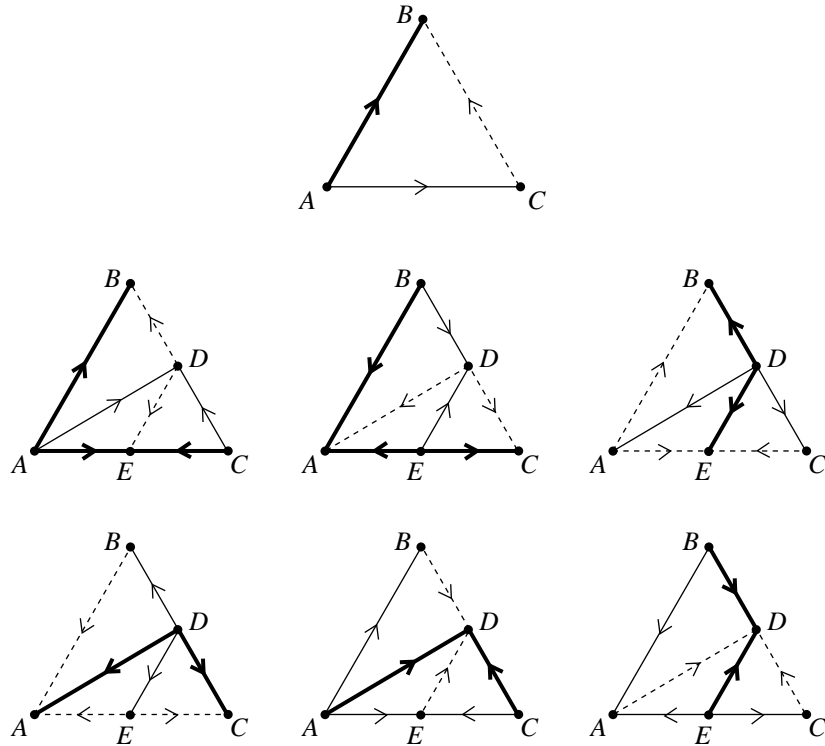
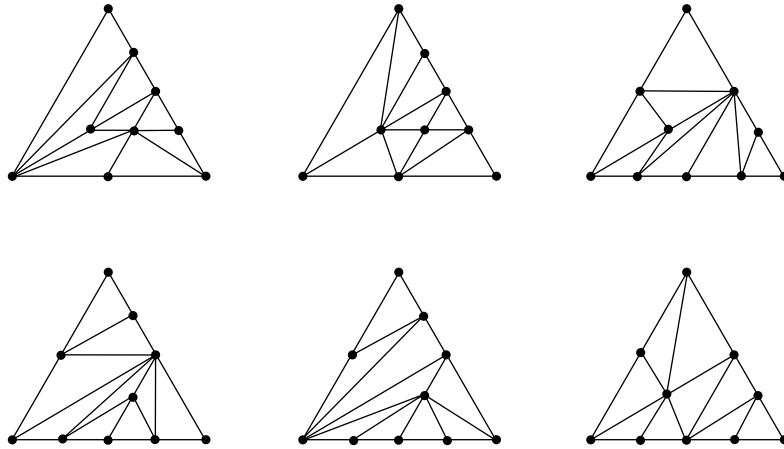


FIGURE 12. The six possibilities with three edge types

FIGURE 13. $\mathcal{R}^2(ABC)$ for each of the six possibilities

combinatorially, there exists a subdivision of s for which there does not exist a tile containing both an edge in e and an edge in f . It follows that n may be chosen so large that no tile of $\mathcal{R}^n(t)$ contains an edge containing u and an edge containing v . This proves statement 1.

Statement 2 can be proved similarly, and so the proof of Lemma 2.1 is complete. \square

Lemma 2.2. *Let \mathcal{R} be a bounded valence finite subdivision rule whose mesh approaches 0 combinatorially. Let X be an \mathcal{R} -complex which is homeomorphic to a closed disk. Let e_1, \dots, e_k and f_1, \dots, f_k be disjoint edges in the boundary of X such that if $i, j \in \{1, \dots, k\}$ with $i \neq j$, then e_i and f_i do not separate e_j and f_j in ∂X . Let p_1, \dots, p_k be points in e_1, \dots, e_k , and let q_1, \dots, q_k be points in f_1, \dots, f_k . Then there exists a subdivision $\mathcal{R}^n(X)$ of X and arcs $\gamma_1, \dots, \gamma_k$ in X such that if $i \in \{1, \dots, k\}$, then γ_i joins p_i and q_i and every tile of $\mathcal{R}^n(X)$ which meets γ_i is disjoint from γ_j with $j \in \{1, \dots, k\}$ and $j \neq i$.*

Proof. The assumptions imply that $\partial X \setminus (e_1 \cup f_1)$ has two connected components. Let a and b denote the closures of these connected components. Let a' be a connected union of edges in the interior of a and let b' be a connected union of edges in the interior of b such that $a' \cup b'$ contains e_i and f_i for $i \in \{2, \dots, k\}$. Using the fact that the mesh of \mathcal{R} approaches 0 combinatorially and Lemma 2.1, it is easy to see that there exists a positive integer n such that no tile of $\mathcal{R}^n(X)$ meets both a and b and no tile of $\mathcal{R}^n(X)$ meets both $a' \cup b'$ and $e_1 \cup f_1$. Similarly, we may increase n so that $\text{star}^2(a, \mathcal{R}^n(X))$ is disjoint from $\text{star}^2(b, \mathcal{R}^n(X))$ and $\text{star}^2(a' \cup b', \mathcal{R}^n(X))$ is disjoint from $\text{star}^2(e_1 \cup f_1, \mathcal{R}^n(X))$. It follows that there exists an arc γ_1 in X which separates $\text{star}^2(a, \mathcal{R}^n(X))$ and $\text{star}^2(b, \mathcal{R}^n(X))$. Hence γ_1 joins e_1 and f_1 and γ_1 is disjoint from $\text{star}^2(a \cup b, \mathcal{R}^n(X))$. We now modify γ_1 within $\text{star}(e_1 \cup f_1, \mathcal{R}^n(X))$ so that γ_1 joins p_1 and q_1 and γ_1 is disjoint from $\text{star}^2(a' \cup b', \mathcal{R}^n(X))$. It easily follows that if $a' \neq \emptyset$, then there exists an \mathcal{R} -subcomplex Y of $\mathcal{R}^n(X)$ which contains a' , is homeomorphic to a closed disk, and is disjoint from $\text{star}(\gamma_1, \mathcal{R}^n(X))$. Likewise if $b' \neq \emptyset$, then there exists an \mathcal{R} -subcomplex Z of $\mathcal{R}^n(X)$ which contains b' , is homeomorphic to a closed disk, and is disjoint from $\text{star}(\gamma_1, \mathcal{R}^n(X))$. It easily follows that we may inductively construct arcs $\gamma_1, \dots, \gamma_k$ which have the properties stated in Lemma 2.2. \square

This proves Lemma 2.2. \square

Theorem 2.3. *Let \mathcal{R} be a bounded valence finite subdivision rule. Then the mesh of \mathcal{R} approaches 0 combinatorially if and only if \mathcal{R} is weakly isomorphic to a finite subdivision rule whose mesh approaches 0.*

Proof. It is clear that if \mathcal{R} is weakly isomorphic to a finite subdivision rule whose mesh approaches 0, then the mesh of \mathcal{R} approaches 0 combinatorially.

To prove the converse, let \mathcal{R} be a bounded valence finite subdivision rule whose mesh approaches 0 combinatorially. Let t be a tile type of \mathcal{R} with characteristic map $\psi_t: t \rightarrow S_{\mathcal{R}}$. We identify t with a convex polygon in \mathbf{R}^2 . We will prove for every nonnegative integer n that there exists a cellular subdivision $\mathcal{Q}^n(t)$ of t such that $\mathcal{Q}^{n+1}(t)$ is a subdivision of $\mathcal{Q}^n(t)$, $\mathcal{Q}^n(t)$ is cellularly homeomorphic to $\mathcal{R}^n(t)$, the edges of $\mathcal{Q}^n(t)$ are piecewise linear, and the diameters of the tiles of $\mathcal{Q}^n(t)$ approach 0 as n goes to ∞ .

We define $\mathcal{Q}^0(t)$ to have just one tile, t . We now suppose that $\mathcal{Q}^n(t)$ is defined for some nonnegative integer n , and we inductively define $\mathcal{Q}^{n+1}(t)$ and probably even some finer subdivisions of $\mathcal{Q}^n(t)$. Let ϵ be a positive real number. Let L be a union of a finite family of parallel lines in \mathbf{R}^2 such that L contains no vertex of $\mathcal{Q}^n(t)$, every point of t is within $\epsilon/2$ of L , and if s' is a tile of $\mathcal{Q}^n(t)$ which meets L , then $L \cap s'$ is a disjoint union of line segments whose interiors are both nonempty

and lie in the interior of s' . Let s' be a tile of $\mathcal{Q}^n(t)$ which meets L . Then $L \cap s'$ is a disjoint union of line segments L_1, \dots, L_k whose interiors are both nonempty and lie in the interior of s' . Using the fact that the edge types of \mathcal{R} eventually subdivide properly, we now construct finitely many more subdivisions $\mathcal{Q}^{n+1}(t), \dots, \mathcal{Q}^{n+l}(t)$ if necessary, which are cellularly homeomorphic to $\mathcal{R}^{n+1}(t), \dots, \mathcal{R}^{n+l}(t)$ and whose edges are piecewise linear such that L_i has endpoints p'_i and q'_i in interiors of edges e'_i and f'_i of $\mathcal{Q}^{n+l}(t)$ for $i \in \{1, \dots, k\}$ and $e'_1, \dots, e'_k, f'_1, \dots, f'_k$ are disjoint.

We fix a cellular homeomorphism $f_{t,n}: \mathcal{Q}^n(t) \rightarrow \mathcal{R}^n(t)$ with $f_{t,n}(v) = v$ for each vertex v of t , which gives us a correspondence between the cells of $\mathcal{Q}^n(t)$ and $\mathcal{R}^n(t)$. Let s be the tile in $\mathcal{R}^n(t)$ corresponding to s' . Let $e_1, \dots, e_k, f_1, \dots, f_k$ be the edges of $\mathcal{R}^l(s)$ corresponding to $e'_1, \dots, e'_k, f'_1, \dots, f'_k$, and let $p_1, \dots, p_k, q_1, \dots, q_k$ be points in the interiors of $e_1, \dots, e_k, f_1, \dots, f_k$. We next apply Lemma 2.2 to the \mathcal{R} -complex $\mathcal{R}^l(s)$ and the points $p_1, \dots, p_k, q_1, \dots, q_k$ and edges $e_1, \dots, e_k, f_1, \dots, f_k$ of $\mathcal{R}^l(s)$. The result is a subdivision $\mathcal{R}^{l+m}(s)$ of $\mathcal{R}^l(s)$ and arcs $\gamma_1, \dots, \gamma_k$ in s such that if $i \in \{1, \dots, k\}$, then γ_i joins p_i and q_i and every tile of $\mathcal{R}^{l+m}(s)$ which meets γ_i is disjoint from γ_j with $j \in \{1, \dots, k\}$ and $j \neq i$. Maintaining the properties of the previous sentence, we modify γ_i for $i \in \{1, \dots, k\}$ so that the intersection of γ_i with every tile of $\mathcal{R}^{l+m}(s)$ is an arc such that only its endpoints lie in the boundary of that tile. We choose l and m so that the previous sentence holds for every tile s' of $\mathcal{Q}^n(t)$ which meets L .

It follows that it is possible to modify $\mathcal{Q}^{n+1}(t), \dots, \mathcal{Q}^{n+l}(t)$ in the interiors of the tiles of $\mathcal{Q}^n(t)$ if necessary and it is possible to construct subdivisions $\mathcal{Q}^{n+l+1}(t), \dots, \mathcal{Q}^{n+l+m}(t)$ which are cellularly homeomorphic to $\mathcal{R}^{n+l+1}(t), \dots, \mathcal{R}^{n+l+m}(t)$ such that the edges of $\mathcal{Q}^{n+l+m}(t)$ are piecewise linear, and every tile of $\mathcal{Q}^{n+l+m}(t)$ lies in the ϵ -neighborhood of one of the lines of L . We now choose a sequence of such unions L of families of lines with successively smaller values of ϵ approaching 0 so that our lines form rectangular grids with successively smaller meshes. It follows that for every tile type t of \mathcal{R} and every nonnegative integer n there exists a cellular subdivision $\mathcal{Q}^n(t)$ and a cellular homeomorphism $f_{t,n}: \mathcal{Q}^n(t) \rightarrow \mathcal{R}^n(t)$ such that $\mathcal{Q}^{n+1}(t)$ is a subdivision of $\mathcal{Q}^n(t)$, $f_{t,n}(v) = v$ for every vertex v of t , and the diameters of the tiles of $\mathcal{Q}^n(t)$ approach 0 as n goes to ∞ .

We now define the finite subdivision rule \mathcal{Q} . Let t_1, \dots, t_p be the tile types of \mathcal{R} , with associated characteristic maps $\psi_{t_1}: t_1 \rightarrow S_{\mathcal{R}}, \dots, \psi_{t_p}: t_p \rightarrow S_{\mathcal{R}}$. The tile types of \mathcal{Q} will be t_1, \dots, t_p . We will denote the characteristic maps for \mathcal{Q} by $\psi'_{t_1}: t_1 \rightarrow S_{\mathcal{Q}}, \dots, \psi'_{t_p}: t_p \rightarrow S_{\mathcal{Q}}$. We will define the restrictions of $\psi'_{t_1}, \dots, \psi'_{t_p}$ to $\partial t_1, \dots, \partial t_p$ as maps to the 1-skeleton of $S_{\mathcal{R}}$, and we will define $S_{\mathcal{Q}}$ to be the quotient space of the disjoint union of t_1, \dots, t_p by the equivalence relation induced by these maps. Hence the 1-skeleton of $S_{\mathcal{Q}}$ will equal the 1-skeleton of $S_{\mathcal{R}}$.

In this paragraph we define the restrictions of $\psi'_{t_1}, \dots, \psi'_{t_p}$ to $\partial t_1, \dots, \partial t_p$. We define $\psi'_{t_1}, \dots, \psi'_{t_p}$ on the vertices of t_1, \dots, t_p by $\psi'_{t_i}(v) = \psi_{t_i}(v)$ if $i \in \{1, \dots, p\}$ and v is a vertex of t_i . We next define $\psi'_{t_1}, \dots, \psi'_{t_p}$ on the edges of t_1, \dots, t_p . Let e be an edge in $S_{\mathcal{R}}$, and let e_1 be an edge in a tile type t_i with $\psi_{t_i}(e_1) = e$. We define ψ'_{t_i} on e_1 by $\psi'_{t_i}|_{e_1} = \psi_{t_i}|_{e_1}$. Now suppose that $e_2 \neq e_1$ is an edge in a tile type t_j with $\psi_{t_j}(e_2) = e$. There is a homeomorphism $\psi_{e_2}^{e_1}: e_2 \rightarrow e_1$ such that $\psi_{t_j}|_{e_2} = \psi_{t_i}|_{e_1} \circ \psi_{e_2}^{e_1}$. Let $x \in e_2$. Since the diameters of the tiles of $\mathcal{Q}^n(t_j)$ go to 0 as $n \rightarrow \infty$, $\{x\} = \cap_{n \in \mathbb{N}} \text{star}(x, \mathcal{Q}^n(t_j))$. For each n , the image of $\text{star}(x, \mathcal{Q}^n(t_j)) \cap e_2$ under $f_{t_i,n}^{-1} \circ \psi_{e_2}^{e_1} \circ f_{t_j,n}$ is a star in $\mathcal{Q}^n(t_i) \cap e_1$. That is, $\text{star}(x, \mathcal{Q}^n(t_j)) \cap e_2$ corresponds to a star in $\mathcal{Q}^n(t_i) \cap e_1$ via the correspondences

of $\mathcal{Q}^n(t_j) \cap e_2$ to $\mathcal{R}^n(t_j) \cap e_2$, $\mathcal{R}^n(t_j) \cap e_2$ to $\mathcal{R}^n(t_i) \cap e_1$ (which is by way of $\mathcal{R}^n(S_{\mathcal{R}}) \cap e$), and $\mathcal{R}^n(t_i) \cap e_1$ to $\mathcal{Q}^n(t_i) \cap e_1$. Since the diameters of the tiles of $\mathcal{Q}^n(t_i)$ go to 0 as $n \rightarrow \infty$, the intersection of these stars is a point $y \in e_1$. We define $\psi'_{t_j}(x) = \psi'_{t_i}(y)$. We define the restrictions of $\psi'_{t_1}, \dots, \psi'_{t_p}$ to $\partial t_1, \dots, \partial t_p$ by repeating this construction. This completes the construction of $S_{\mathcal{Q}}$.

For each tile type t of $S_{\mathcal{R}}$, we have already defined a subdivision $\mathcal{Q}(t)$ of t . These subdivisions induce a subdivision $\mathcal{Q}(S_{\mathcal{Q}})$ of $S_{\mathcal{Q}}$.

We now define $\varphi_{\mathcal{Q}}: \mathcal{Q}(S_{\mathcal{Q}}) \rightarrow S_{\mathcal{Q}}$. Let $x \in \mathcal{Q}(S_{\mathcal{Q}})$. Let $i \in \{1, \dots, p\}$ such that $x \in \psi'_{t_i}(t_i)$, let $y \in t_i$ with $\psi'_{t_i}(y) = x$, and let s_1 be the open cell of $\mathcal{Q}(t_i)$ with $y \in s_1$. Let $s_2 = f_{t_i,1}(s_1) \subset \mathcal{R}(t_i)$, let $s_3 = \psi_{t_i}(s_2) \subset \mathcal{R}(S_{\mathcal{R}})$, and let $s_4 = \varphi_{\mathcal{R}}(s_3) \subset S_{\mathcal{R}}$. Let $j \in \{1, \dots, p\}$ with $s_4 \subset \psi_{t_j}(t_j)$, let s_5 be an open cell in t_j such that $\psi_{t_j}|_{s_5}$ maps s_5 homeomorphically onto s_4 , and let $s_6 = f_{t_j,1}^{-1}(s_5)$. For each positive integer n , the image of $\text{star}(y, \mathcal{Q}^n(t_i)) \cap s_1$ under $f_{t_j,n-1}^{-1} \circ (\psi_{t_j}|_{s_5})^{-1} \circ \varphi_{\mathcal{R}} \circ \psi_{t_i} \circ f_{t_i,n}$ is the intersection of s_6 with a star in $\mathcal{Q}^{n-1}(t_j)$. As $n \rightarrow \infty$, the intersections of these sets is a point $y' \in s_6$. We define $\varphi_{\mathcal{Q}}(x) = \psi'_{t_j}(y')$. One can check that $\varphi_{\mathcal{Q}}$ is well defined and that \mathcal{Q} is a finite subdivision rule.

To complete the proof, it remains to show that \mathcal{R} and \mathcal{Q} are weakly isomorphic. To do this, it suffices to find cellularly isotopic cellular homeomorphisms $h, g: S_{\mathcal{Q}} \rightarrow S_{\mathcal{R}}$ such that $h \circ \varphi_{\mathcal{Q}} = \varphi_{\mathcal{R}} \circ g$. It is a straightforward matter to see that $S_{\mathcal{Q}}$ and $S_{\mathcal{R}}$ are cellularly homeomorphic. We take $h: S_{\mathcal{Q}} \rightarrow S_{\mathcal{R}}$ to be such a cellular homeomorphism. Furthermore, we may and do assume that if s is an open cell of t_i with $i \in \{1, \dots, p\}$, then $h(\psi'_{t_i}(s)) = \psi_{t_i}(s)$.

We next define g . Let s be an open cell in $\mathcal{Q}(S_{\mathcal{Q}})$. Let $i \in \{1, \dots, p\}$ such that $s \subset \psi'_{t_i}(t_i)$, and let s_1 be the open cell in $\mathcal{Q}(t_i)$ with $s = \psi'_{t_i}(s_1)$. Let $s_2 = f_{t_i,1}(s_1) \subset \mathcal{R}(t_i)$, and let $s_3 = \psi_{t_i}(s_2) \subset \mathcal{R}(S_{\mathcal{R}})$. Note that $h(\varphi_{\mathcal{Q}}(s)) = \varphi_{\mathcal{R}}(s_3)$. We define g on s by $g|_s = \varphi_{\mathcal{R}}|_{s_3}^{-1} \circ (h \circ \varphi_{\mathcal{Q}})|_s$. One can check that g is well defined, g is a cellular homeomorphism, and g and h give a weak isomorphism between \mathcal{R} and \mathcal{Q} .

This proves Theorem 2.3. \square

3. THE LAYER THEOREM

In preparation for the proof of Theorem 4.2, we prove a subadditivity formula for combinatorial moduli called the layer theorem. A special case of this for combinatorial moduli of rings was given in [5, Theorem 1.7]. The proof given there generalizes to this more general layer theorem. Since the proof is short, we reproduce it here.

Theorem 3.1 (Layer Theorem). *Let X be a quadrilateral or ring. If X is a ring, then let X_1, \dots, X_n be rings contained in X which separate the ends of X . If X is a quadrilateral, then let X_1, \dots, X_n be quadrilaterals contained in X which separate the ends of X and whose left and right sides are contained in the left and right sides of X . Let \mathcal{S} be a finite shingling of X which contains disjoint subsets $\mathcal{S}_1, \dots, \mathcal{S}_n$ such that \mathcal{S}_i is a shingling of X_i for $i \in \{1, \dots, n\}$. Then $M(X, \mathcal{S}) \geq \sum_{i=1}^n M(X_i, \mathcal{S}_i)$.*

Proof. For each $i \in \{1, \dots, n\}$, let ρ_i be an optimal weight function for the fat flow modulus $M(X_i, \mathcal{S}_i)$. Define a weight function ρ on \mathcal{S} by $\rho(s) = 0$ if $s \notin \mathcal{S}_i$ for all $i \in \{1, \dots, n\}$ and $\rho(s) = \frac{H(X_i, \rho_i)}{A(X_i, \rho_i)} \rho_i(s)$ if $s \in \mathcal{S}_i$. Then

$$H(X, \rho) \geq \sum_{i=1}^n \frac{H(X_i, \rho_i)}{A(X_i, \rho_i)} H(X_i, \rho_i) = \sum_{i=1}^n M(X_i, \rho_i).$$

Similarly

$$A(X, \rho) = \sum_{i=1}^n \left(\frac{H(X_i, \rho_i)}{A(X_i, \rho_i)} \right)^2 A(X_i, \rho_i) = \sum_{i=1}^n M(X_i, \rho_i).$$

Thus

$$M(X, \mathcal{S}) \geq M(X, \rho) = \frac{H^2(X, \rho)}{A(X, \rho)} \geq \sum_{i=1}^n M(X_i, \rho_i) = \sum_{i=1}^n M(X_i, \mathcal{S}_i).$$

This proves Theorem 3.1. \square

Corollary 3.2. *We return to the setting of Axiom I and Axiom II in Subsection 1.2. Let L be a positive real number. If the sequence of shinglings $\{\mathcal{S}_i\}_{i=1}^{\infty}$ has bounded valence, then Axiom II can be weakened to the following statement. Given a point $x \in Y$ and a neighborhood N of x there is a ring R surrounding x in N such that $m(R, \mathcal{S}_i) > L$ for sufficiently large i .*

Remark. The main point is that here L is fixed but the integer J in Axiom II may be arbitrarily large.

Proof. We must verify Axiom II, which states that given a point $x \in Y$, a neighborhood N of x and an integer J , there is a ring R surrounding x in N such that for sufficiently large i the combinatorial moduli of R are all greater than J . According to [5, Corollary 1.4] we have $m(R, \mathcal{S}_i) \leq M(R, \mathcal{S}_i)$ for every ring R contained in X . So the inequality satisfied by the fat cut modulus $m(R, \mathcal{S}_i)$ in the statement of Corollary 3.2 is also satisfied by the fat flow modulus $M(R, \mathcal{S}_i)$. To obtain Axiom II, apply this modification of the form of Axiom II in the corollary I times, where $I \geq J/L$, to successively smaller neighborhoods of x to obtain I disjoint rings with fat flow moduli greater than L surrounding x each of which is surrounded by the previous ring. Theorem 3.1 implies that every ring in N surrounding x and containing these I rings has fat flow modulus at least J relative to all shinglings \mathcal{S}_i with i sufficiently large. The bounded valence theorem [5, Theorem 1.6] now yields a corresponding estimate for fat cut moduli. This proves Corollary 3.2. \square

4. AXIOM 0 IMPLIES CONFORMALITY

Theorem 4.2 shows that, for bounded valence finite subdivision rules, Axiom I and Axiom II are implied by the following axiom, which is implied by either of them. Theorem 4.2 is similar to [5, Theorem 8.2], and the proof relies heavily on [5]. (Historically, Theorem 4.2 was proved first and the argument was then generalized to prove [5, Theorem 8.2].)

Suppose we are given a finite subdivision rule \mathcal{R} , an \mathcal{R} -complex X which is a surface, and an open subsurface Y of X .

Axiom 0: Given $x \in Y$ and a neighborhood N of x , there is a ring R surrounding x in N such that the moduli $m(R, \mathcal{S}^i(X))$ are uniformly bounded from 0.

We use the following lemma in the proof of Theorem 4.2.

Lemma 4.1. *Let \mathcal{R} be a finite subdivision rule and let Z be an \mathcal{R} -complex which is a surface. Let Y be an \mathcal{R} -complex which is a connected surface, and let $\varphi_1, \varphi_2: Y \rightarrow Z$ be \mathcal{R} -maps which are injective on $\text{int}(Y)$. If $\varphi_1(t) = \varphi_2(t)$ for some tile t of Y , then $\varphi_1 = \varphi_2$.*

Proof. Let t be a tile of Y such that $\varphi_1(t) = \varphi_2(t)$. It follows easily from the definition of \mathcal{R} -map that there exists at most one \mathcal{R} -map from one tile to another. Hence $\varphi_1|_t = \varphi_2|_t$. It is likewise easy to see that φ_1 and φ_2 agree on every point of every tile in Y which has an edge in common with t . Lemma 4.1 now follows from the connectivity of Y . \square

Theorem 4.2 (Axiom 0 Implies Conformality). *Let \mathcal{R} be a bounded valence finite subdivision rule whose mesh approaches 0. Let X be a bounded valence \mathcal{R} -complex which is a surface. Assume that the sequence $\{\mathcal{S}^i(X)\}$ satisfies Axiom 0 in the interior of X . Then the sequence $\{\mathcal{S}^i(X)\}$ is conformal in the interior of X .*

Proof. To begin the proof of Theorem 4.2 we construct a finite set of \mathcal{R} -complexes, called neighborhood models, which model stars of tiles of the complexes $\mathcal{R}^i(X)$. A **neighborhood model** is a finite \mathcal{R} -complex N with a **distinguished tile** t such that there exists a nonnegative integer i , a tile s in the interior of $\mathcal{R}^i(X)$, and an \mathcal{R} -isomorphism $\varphi: N \rightarrow \text{star}(s, \mathcal{R}^i(X)) \subseteq \mathcal{R}^i(X)$ such that $\varphi(t) = s$. We construct neighborhood models so that for every nonnegative integer i and every tile s in the interior of $\mathcal{R}^i(X)$ we have an \mathcal{R} -map as in the previous sentence, but if N and N' are neighborhood models with corresponding distinguished tiles t and t' and \mathcal{R} -maps φ, φ' with $\varphi(t) = \varphi'(t')$, then $N = N'$ and hence $t = t'$ and so $\varphi = \varphi'$ by Lemma 4.1. So for every nonnegative integer i and every tile s in the interior of $\mathcal{R}^i(X)$ we have a unique neighborhood model N and a unique corresponding \mathcal{R} -map $\varphi: N \rightarrow \text{star}(s, \mathcal{R}^i(X))$. Because \mathcal{R} and X have bounded valence, the set of neighborhood models is finite.

In this paragraph we transfer the assumptions on X to neighborhood models. Let N be a neighborhood model with distinguished tile t . By definition there exists an injective \mathcal{R} -map from N to $\mathcal{R}^i(X)$ for some nonnegative integer i which takes t to the interior of X . Using the compactness of t , it follows that there exist finitely many rings R in N such that every point in t is surrounded by one of these rings and the moduli $m(R, \mathcal{S}^i(N))$ are uniformly bounded from 0 for every such ring R . We fix these rings and call them the **distinguished rings** of N .

In this paragraph we use Corollary 3.2 to prove that Axiom II holds for every point in the interior of X relative to the sequence $\{\mathcal{S}^i(X)\}$. Let i be a nonnegative integer. For every tile t of $\mathcal{R}^i(X)$ which is contained in the interior of X there exists a unique corresponding neighborhood model N . We have constructed finitely many distinguished rings in N . By identifying $\text{star}(t, \mathcal{R}^i(X))$ with N for every such tile t , we obtain a collection \mathcal{C}_i of rings in X such that *i*) every point contained in a tile t of $\mathcal{R}^i(X)$ with $t \subseteq \text{int}(X)$ is surrounded by one of the rings in \mathcal{C}_i and *ii*) there exists a positive real number L which is independent of i such that $m(R, \mathcal{S}^j(X)) \geq L$ for every $R \in \mathcal{C}_i$ and every integer $j \geq i$. Now let $x \in \text{int}(X)$, and let U be a neighborhood of x . Because the mesh of \mathcal{R} approaches 0, it is possible to choose i so large that x is contained in a tile t of $\mathcal{R}^i(X)$ such that $\text{star}(t, \mathcal{R}^i(X)) \subseteq U$. It follows that the hypotheses of Corollary 3.2 are satisfied. Thus Corollary 3.2 shows that Axiom II holds for every point in the interior of X relative to the sequence $\{\mathcal{S}^i(X)\}$.

Having verified Axiom II, we turn to Axiom I. We will use the sufficiently rich theorem [5, Theorem 7.1] to verify Axiom I. This leads us to buffered rings.

As a first step toward constructing models for buffered rings, in this paragraph we construct models for outer boundary rings in the neighborhood models. For this we essentially repeat the choice of distinguished rings in the neighborhood

models except that where before we chose finitely many rings R in the interior of a neighborhood model N so that the moduli $m(R, \mathcal{S}^i(N))$ are uniformly bounded from 0, we now require that $m(R, \mathcal{S}^i(N)) > 18e^2K(2)$ for every sufficiently large positive integer i , where $K(2)$ is the constant occurring in the quadratic area estimate [3, Theorem 4.2.1]. We call such rings **outer boundary ring models**. We assume that if N is a neighborhood model with distinguished tile t , then every outer boundary ring model of N surrounds at least one point of t .

Let N be a neighborhood model with distinguished tile t . We have chosen finitely many outer boundary ring models in N such that every point of t is surrounded by at least one outer boundary ring model, and every outer boundary ring model surrounds at least one point of t . It easily follows that to every outer boundary ring model R in N we can associate an open disk contained in t that is surrounded by R such that the open disks associated to distinct outer boundary ring models are disjoint. This extends to the following property. Suppose that N and N' are neighborhood models, that R and R' are outer boundary ring models of N and N' , respectively, and that D and D' are the open disks associated to (N, R) and (N', R') , respectively. Suppose that i is a nonnegative integer and that $\varphi: N \rightarrow \mathcal{R}^i(X)$ and $\varphi': N' \rightarrow \mathcal{R}^i(X)$ are injective \mathcal{R} -maps. Then either $N = N'$, $R = R'$, and $\varphi = \varphi'$ or $\varphi(D) \cap \varphi'(D') = \emptyset$.

In this paragraph we construct buffered ring models in the neighborhood models. Let N be a neighborhood model, and let R be an outer boundary ring model of N . Let D be the open disk associated to the pair (N, R) in the previous paragraph. Recall that R was chosen so that $m(R, \mathcal{S}^i(N)) > 18e^2K(2)$ for every sufficiently large positive integer i . Using Axiom II we now choose a ring R' contained in D such that $m(R', \mathcal{S}^i(N)) > 18e^2K(2)$ for every sufficiently large positive integer i . Let R'' be the ring in N which contains R and R' and whose boundary is contained in $\partial R \cup \partial R'$. The bounded valence theorem, [4, Theorem 6.2.4] or [5, Theorem 1.6], and the bounds on moduli given by the separation theorem in [5, Theorem 4.2] imply that there exists a positive real number L such that $M(R'', \mathcal{S}^i(N)) \leq L$ for every sufficiently large positive integer i . It follows that the ring between R and R' is a buffered ring (L), and we call this ring a **buffered ring model**. Because there are only finitely many pairs (N, R) , we may assume that L is independent of (N, R) .

In this paragraph we complete the proof of Theorem 4.2. Let Y be an open subsurface of X whose closure is compact and is contained in the interior of X . We choose a metric on X whose topology coincides with the given topology on X . Let ϵ be a positive real number. Because the mesh of \mathcal{R} approaches 0, there exists a positive integer i such that the star of every tile of $\mathcal{R}^i(X)$ which meets Y is in the interior of X and has diameter less than ϵ . Fix such a positive integer i . Let s be a tile of $\mathcal{R}^i(X)$ which meets Y . Let N be the neighborhood model with distinguished tile t , and let $\varphi: N \rightarrow \text{star}(s, \mathcal{R}^i(X)) \subseteq \mathcal{R}^i(X)$ be the \mathcal{R} -isomorphism such that $\varphi(t) = s$. It is clear that the image under φ of every buffered ring model in N is a buffered ring (L) in X . It easily follows that the set of all such buffered rings in X as s varies over the tiles in $\mathcal{R}^i(X)$ which meet Y yield a buffered ring cover (L) of Y with spanning ring mesh at most ϵ having bounded valence with respect to a parameter which is independent of ϵ and Y . The sufficiently rich theorem [5, Theorem 7.1] now implies that the sequence $\{\mathcal{S}^i(X)\}$ is conformal (M) in Y , where M is a positive real number which is independent of Y . The sequence $\{\mathcal{S}^i(X)\}$ is therefore conformal in the interior of X .

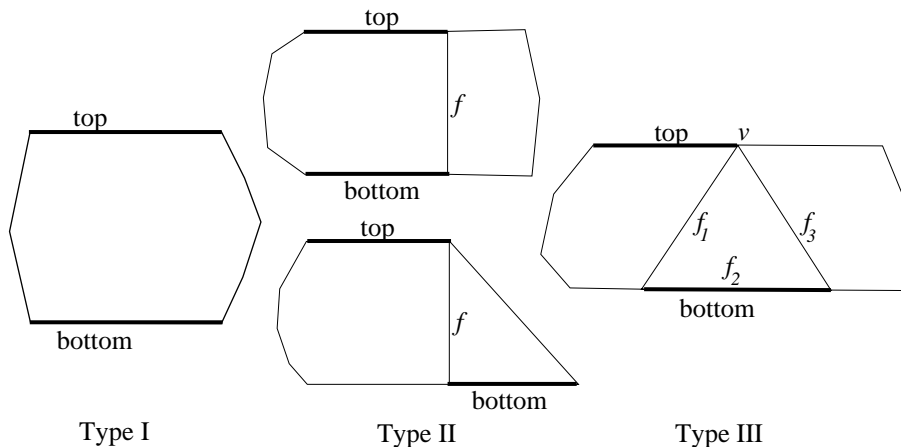


FIGURE 14. The three types of test quadrilaterals

This proves Theorem 4.2. □

5. THE 1,2,3-TILE CRITERION

We now use Theorem 4.2 to prove Theorem 5.1, which shows that to check whether or not a bounded valence finite subdivision rule is conformal it suffices to check that the moduli of a finite number of very special quadrilaterals are uniformly bounded from 0.

We begin by defining these very special quadrilaterals, which we call test quadrilaterals. Let \mathcal{R} be a finite subdivision rule. A **test quadrilateral** for \mathcal{R} is an \mathcal{R} -complex Q which is a quadrilateral of one of the following three types. See Figure 14. There are two Type II test quadrilaterals in Figure 14 to indicate that the top and bottom may or may not belong to a single tile.

Type I. The quadrilateral Q consists of one tile, and each of the ends of Q consists of one edge.

Type II. The quadrilateral Q consists of two tiles whose intersection consists of one edge f , and each of the ends of Q consists of one edge which meets f . We call f the **interior edge** of Q .

Type III. The quadrilateral Q consists of three tiles t_1 , t_2 , and t_3 , where t_2 is a triangle with edges f_1 , f_2 , and f_3 . The intersection of t_1 and t_2 is f_1 , and the intersection of t_2 and t_3 is f_3 . The intersection of t_1 and t_3 is a vertex v . The top of Q consists of an edge containing v , and the bottom of Q is f_2 . We call f_1 and f_3 the **interior edges** of Q .

We say that \mathcal{R} satisfies the **1-tile criterion** (resp. **2-tile criterion**, resp. **3-tile criterion**) if the moduli $M(Q, \mathcal{S}^i(Q))$ are uniformly bounded from 0 for every test quadrilateral of Type I (resp. Type II, resp. Type III) for \mathcal{R} .

Theorem 5.1 (The 1,2,3-tile Criterion). *Let \mathcal{R} be a bounded valence finite subdivision rule whose mesh approaches 0. Suppose that the moduli $M(Q, \mathcal{S}^i(Q))$ are*

uniformly bounded from 0 for every test quadrilateral Q for \mathcal{R} . Then \mathcal{R} is conformal.

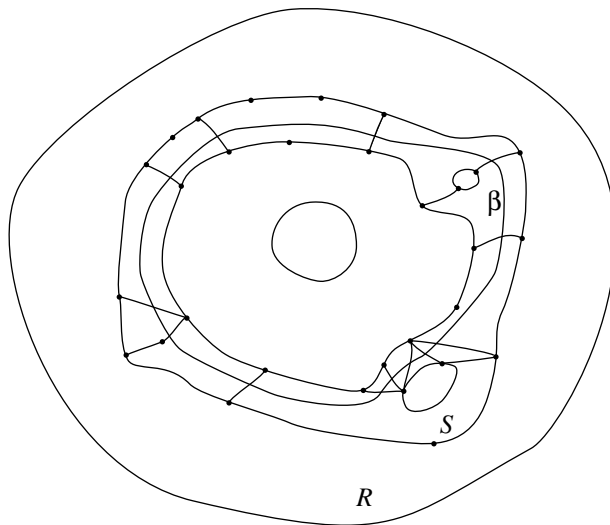
Proof. Let X be a bounded valence \mathcal{R} -complex which is a surface. According to Theorem 4.2, it suffices to prove the following. Given a point x in $\text{int}(X)$ and a neighborhood N of x in X , there exists a ring R surrounding x in N such that the moduli $m(R, \mathcal{S}^i(X))$ are uniformly bounded from 0. So let x be a point in $\text{int}(X)$, and let N be a neighborhood of x in X . Let R be a ring in N surrounding x . We prove that the moduli $m(R, \mathcal{S}^i(X))$ are uniformly bounded from 0.

In this paragraph we choose a sufficiently large positive integer i and construct a special \mathcal{R} -subcomplex S of $\mathcal{R}^i(X)$. Let α be a simple closed curve in the interior of R separating the ends of R . Because the mesh of \mathcal{R} approaches 0, $\text{star}(\alpha, \mathcal{R}^i(X))$ is contained in R and the union of three tiles of $\mathcal{R}^i(X)$ does not separate the ends of R for every sufficiently large positive integer i . We suppose that i is this large and fix it for the rest of the proof of Theorem 5.1. We modify α slightly if necessary so that not only is $\text{star}(\alpha, \mathcal{R}^i(X))$ contained in R but also α contains no vertex of $\mathcal{R}^i(X)$. Now the argument in the long paragraph between lines 7.13 and 7.14 of [5] shows that there exist distinct tiles s_1, \dots, s_n in $\mathcal{R}^i(X)$ which meet α such that *i*) $s_k \cap s_{k+1}$ contains an edge f_k for every integer k taken modulo n , *ii*) s_k contains a path β_k whose interior is contained in the interior of s_k joining f_{k-1} and f_k for every integer k taken modulo n , and *iii*) the cyclic concatenation β of β_1, \dots, β_n is a closed curve separating the ends of R . Let S be the \mathcal{R} -subcomplex of $\mathcal{R}^i(X)$ which is the union of s_1, \dots, s_n . See Figure 15. Note that S need not be a ring. We partition the edges of S into three disjoint sets as follows. We call f_1, \dots, f_n **vertical edges** of S . The union of the remaining edges of S decomposes into two connected components, which naturally correspond to the top and bottom of R . We call the edges in the connected component corresponding to the top of R **top edges** of S . We call the edges in the other connected component **bottom edges** of S .

In this paragraph we define the notion of test quadrilateral image in S . A **test quadrilateral image** in S is an ordered pair (Q, E) , where Q is an \mathcal{R} -subcomplex of S and E is a set of two distinct edges of Q satisfying the following condition. There exists a test quadrilateral Q' with set of ends E' and an \mathcal{R} -map $\varphi: Q' \rightarrow Q$ such that the restriction to the interior of Q' is a homeomorphism with $\varphi(E') = E$ and the image under φ of every interior edge of Q' is a vertical edge of S . Since the union of three tiles of $\mathcal{R}^i(X)$ does not separate the ends of R , every test quadrilateral image (Q, E) in S determines a corresponding test quadrilateral Q' and map $\varphi: Q' \rightarrow Q$ up to \mathcal{R} -isomorphism.

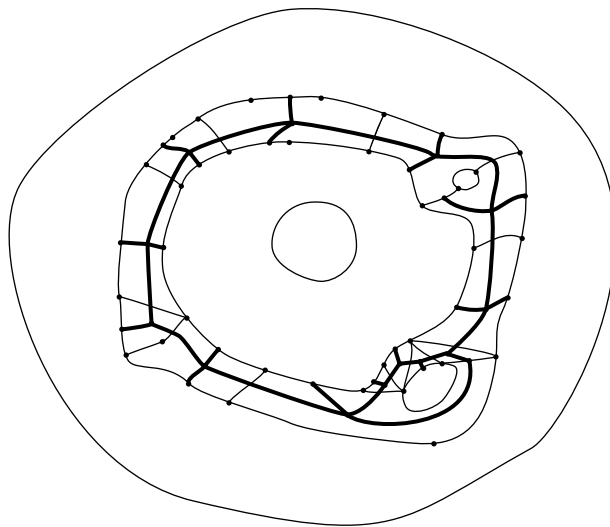
Let j be a nonnegative integer, which we fix for the rest of the proof of Theorem 5.1.

In this paragraph we define a weight function ρ_j on $\mathcal{R}^{i+j}(X)$. Let $\pi = (Q, E)$ be a test quadrilateral image in S , and choose a corresponding test quadrilateral Q' and \mathcal{R} -map $\varphi: Q' \rightarrow Q$. The fat flow optimal weight function on $\mathcal{R}^j(Q')$ with area 1 induces a weight function on $\mathcal{R}^j(Q)$. We extend this weight function on $\mathcal{R}^j(Q)$ to a weight function $\rho_{\pi, j}$ on $\mathcal{R}^{i+j}(X)$ by defining the weight of every tile in $\mathcal{R}^{i+j}(X)$ which is not in $\mathcal{R}^j(Q)$ to be 0. Since there are only finitely many test quadrilateral images π in S , there are only finitely many such weight functions $\rho_{\pi, j}$, and we define ρ_j to be the sum of the $\rho_{\pi, j}$'s.

FIGURE 15. The \mathcal{R} -complex S

A simpler version of the argument used to construct β shows that every fat flow of R for the complex $\mathcal{R}^{i+j}(X)$ has a fat subflow with an underlying flow curve γ of the following form. The flow curve γ is the concatenation of finitely many subcurves, each of whose interior lies in the interior of a tile of $\mathcal{R}^i(X)$ and whose endpoints lie in the interiors of edges of that tile with the possible exception that the endpoints of γ might lie in interiors of tiles of $\mathcal{R}^i(X)$. Furthermore, successive subcurves lie in different tiles of $\mathcal{R}^i(X)$. To compute the fat height of R relative to any weight function on $\mathcal{R}^{i+j}(X)$, we need consider only such flow curves. For the rest of the proof of Theorem 5.1 we assume that γ is such a flow curve of R for $\mathcal{R}^{i+j}(X)$ beginning at the bottom of R and ending at the top of R .

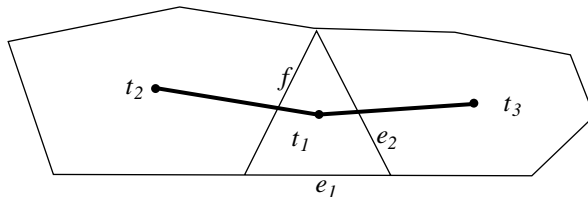
Note that by the triangle inequality the area of R relative to ρ_j is bounded above by the square of the number of test quadrilateral images in S . This gives an upper bound on the area of R relative to ρ_j which is independent of j . Using [5, Theorem 1.6], the bounded valence theorem, it easily follows that to prove Theorem 5.1 it suffices to prove that there exists a positive real number H which is independent of j and γ such that $L_j(\gamma) \geq H$, where $L_j(\gamma)$ is the ρ_j -length of γ . To prove that there is such an H , we introduce the notion of joining the ends of a test quadrilateral image. Suppose given a test quadrilateral image $\pi = (Q, E)$ in S , corresponding test quadrilateral Q' , and \mathcal{R} -map $\varphi: Q' \rightarrow Q$. If a curve σ in R contains the image under φ of a flow curve in Q' , then we say that σ **joins the ends of a test quadrilateral image**. Suppose that γ joins the ends of a test quadrilateral image $\pi = (Q, E)$ with test quadrilateral Q' as above. Since $L_j(\gamma)$ is at least the $\rho_{\pi,j}$ -length of γ , this implies that $L_j(\gamma)$ is at least the square root of the fat flow modulus of Q' relative to the complex $\mathcal{R}^j(Q')$. By hypothesis there is a uniform lower bound on all such moduli. This proves that $L_j(\gamma)$ is at least the square root of this uniform lower bound if γ joins the ends of a test quadrilateral image. Thus to prove Theorem 5.1, it suffices to prove that γ joins the ends of a test quadrilateral image.

FIGURE 16. The graph G

In this paragraph we construct a graph G from S . We begin by choosing a barycenter for every tile and edge of S . Let t be a tile of S . The barycenter of t is a vertex of G . If t contains any bottom edges, then choose one. The barycenter of this bottom edge is a vertex of G . It and the barycenter of t are joined by an edge. Likewise if t contains any top edges, then choose one. The barycenter of this top edge is a vertex of G . It and the barycenter of t are joined by an edge. The set of barycenters gotten in this way as t varies over all the tiles in S is the set of vertices of G . In addition to the edges of G already defined, the barycenters of two distinct tiles of S are joined by an edge if and only if the tiles have a vertical edge in common. This defines the graph G . See Figure 16. We define the **valence** of a tile of S to be the valence of its barycenter. Each tile of S has valence either 3 or 4.

In this paragraph we assign an edge path in G to γ . Since β separates the ends of R , it follows that γ meets β . It easily follows that γ meets a bottom edge of S and a top edge of S . Let x_1 be the last point in γ relative to the parametrization of γ which is in a bottom edge of S . We construct an edge path δ in G as follows. From x_1 the path γ enters a tile t_1 of S . The initial vertex of δ is the vertex of G which is a barycenter in the boundary of t_1 which is in a bottom edge of S . From this vertex δ goes to the barycenter of t_1 . Let x_2 be the first point in γ beyond x_1 which is in the boundary of t_1 . If x_2 is in a top edge of S , then δ goes from the barycenter of t_1 to the vertex of G which is a barycenter in the boundary of t_1 which is in a top edge of S . If x_2 is in a vertical edge of S , then from x_2 the curve γ enters a tile $t_2 \neq t_1$ of S , and δ goes from the barycenter of t_1 to the barycenter of t_2 . In this way we define δ one edge at a time until reaching the terminal vertex of δ , which is the first such barycenter of a top edge of S .

Since S is contained in the ring R , we may orient S . Let t be a tile of S such that δ passes through the barycenter of t . If t has valence 3, then as δ passes through the barycenter of t it either reverses direction or turns left or turns right. If t has

FIGURE 17. Proving that γ joins the ends of a test quadrilateral image

valence 4, then as δ passes through the barycenter of t it either reverses direction or turns left or turns right or goes straight.

Suppose that δ goes straight through the barycenter of a tile t with valence 4. Then some subcurve of γ lies in t and joins two edges e_1 and e_2 of t such that $(t, \{e_1, e_2\})$ is a test quadrilateral image. So γ joins the ends of a test quadrilateral image if δ goes straight through the barycenter of some tile with valence 4.

Hence we may assume that δ does not go straight through the barycenter of a tile with valence 4. It is easy to see that δ cannot either always turn left or always turn right. Moreover, either there exists a tile barycenter at which δ turns, then reverses direction an even number of times (possibly 0 times) and then turns in the direction opposite to the first turn or there exists a tile barycenter at which δ turns, then reverses direction an odd number of times and then turns in the same direction as the first turn.

Suppose that δ contains a sub-edge path which at first turns at the barycenter of some tile t_1 , then reverses direction an even number of times and then finally turns in the direction opposite to the first turn at the barycenter of the tile t_2 . Let f be the vertical edge in $t_1 \cap t_2$. Corresponding to the sub-edge path of δ under consideration, there exists a subcurve of γ in $t_1 \cup t_2$ which joins an edge $e_1 \neq f$ of t_1 and an edge $e_2 \neq f$ of t_2 . If e_1 and f are disjoint, then γ joins the ends of the test quadrilateral image $(t_1, \{e_1, f\})$. Thus we may assume that e_1 meets f . We may likewise assume that e_2 meets f . It easily follows that γ joins the ends of the test quadrilateral image $(t_1 \cup t_2, \{e_1, e_2\})$.

Finally suppose that δ contains a sub-edge path which at first turns at the barycenter of some tile t_1 , then reverses direction an odd number of times between the barycenter of t_1 and the barycenter of the tile t_2 and then finally turns in the same direction as the first turn at the barycenter of t_1 . Let f be the vertical edge in $t_1 \cap t_2$. Corresponding to the sub-edge path of δ under consideration, there exists a subcurve of γ in $t_1 \cup t_2$ which meets f and goes from an edge e_1 of t_1 to an edge e_2 of t_1 such that $e_1 \neq f$, $e_2 \neq f$ and $e_1 \neq e_2$. As in the previous paragraph, we may assume that, e_1 and e_2 meet f . If t_1 is not a triangle, then γ joins the ends of the test quadrilateral image $(t_1 \cup t_2, \{e_1, e_2\})$. Hence we may assume that t_1 is a triangle with edges f , e_1 , and e_2 .

Either e_1 or e_2 is a vertical edge. Suppose that e_2 is a vertical edge. See Figure 17. Then e_1 is a bottom edge of S . Suppose that t_3 is the tile in S other than t_1 which contains e_2 . Then γ contains a subcurve in $t_1 \cup t_2 \cup t_3$ which meets f and e_2 and joins e_1 and an edge e_3 of either t_2 or t_3 such that $e_3 \neq f$ and $e_3 \neq e_2$. Suppose that $e_3 \subseteq t_2$. As before, we may assume that e_3 meets f . Let v be the vertex common to f and e_2 . If $v \notin e_3$, then γ joins the ends of the test quadrilateral image $(t_1 \cup t_2, \{e_2, e_3\})$. If $v \in e_3$, then γ joins the ends of the test

quadrilateral image $(t_1 \cup t_2 \cup t_3, \{e_1, e_3\})$. It is likewise true that γ joins the ends of a test quadrilateral image if $e_3 \subseteq t_3$. Finally, with respect to this argument, the case in which e_1 is a vertical edge is identical to the case in which e_2 is a vertical edge.

This completes the proof of Theorem 5.1. \square

6. FINITE SUBDIVISION RULES WITH SYMMETRY

Given a finite subdivision rule \mathcal{R} and an \mathcal{R} -complex X which is a quadrilateral or a ring, it is generally difficult to determine the moduli $m(X, \mathcal{S}^n(X))$ and $M(X, \mathcal{S}^n(X))$. If X is a quadrilateral and has enough symmetry, one can make qualitative statements about the moduli. This is most useful when combined with Theorem 5.1, as we will see in Theorem 6.4.

Theorem 6.1. *Let \mathcal{R} be a finite subdivision rule, let X be an \mathcal{R} -complex, and let Q be a subset of X which is a quadrilateral. Suppose that $f: X \rightarrow X$ is a cellular homeomorphism such that $f(Q) = Q$ and f takes the top and the bottom of Q into disjoint sides of Q . Then $M(Q, \mathcal{S}(X)) \geq 1$.*

Proof. By [4, Section 2.3], there exist an optimal weight function ρ for $M(Q, \mathcal{S}(X))$, a positive integer k , and minimal fat flows $\alpha_1, \dots, \alpha_k$ such that ρ is the sum of the characteristic functions $\alpha_1, \dots, \alpha_k$ and $A(Q, \rho) = k \cdot H(Q, \rho)$. Hence $M(Q, \mathcal{S}(X)) = \frac{H(Q, \rho)^2}{A(Q, \rho)} = \frac{H(Q, \rho)}{k}$.

Let $f_*(\rho)$ be the weight function on $\mathcal{S}(X)$ defined by $f_*(\rho)(t) = \rho(f^{-1}(t))$ for every $t \in \mathcal{S}(X)$. Given a subset S of $\mathcal{S}(X)$, let $f_*(S) = \{f(s) : s \in S\}$. Then $f_*(\rho) = \sum_{j=1}^k f_*(\alpha_j)$ and $A(Q, f_*(\rho)) = A(Q, \rho)$. Since each minimal fat flow for $f_*(\rho)$ must intersect each cut $f_*(\alpha_j)$, $1 \leq j \leq k$, $H(Q, f_*(\rho)) \geq k$. But $\frac{H(Q, \rho)^2}{A(Q, \rho)} = M(Q, \mathcal{S}(X)) \geq M(Q, f_*(\rho)) \geq \frac{k^2}{A(Q, \rho)}$, so $H(Q, \rho) \geq k$. This implies that $M(Q, \mathcal{S}(X)) \geq 1$, proving the theorem. \square

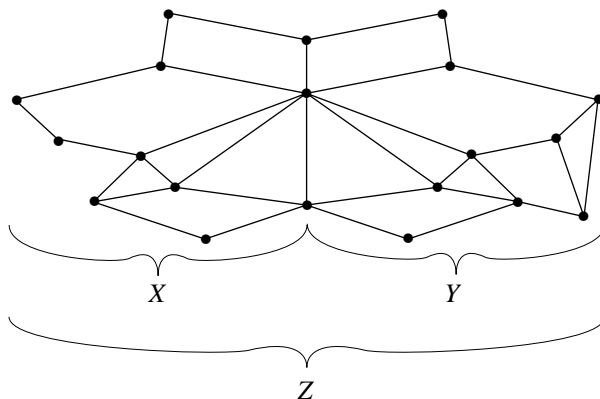
Corollary 6.2. *Let \mathcal{R} be a finite subdivision rule and let Q be a finite \mathcal{R} -complex which is a quadrilateral whose top and bottom are unions of edges. Suppose that $f: Q \rightarrow Q$ is a weak \mathcal{R} -isomorphism such that f takes the top and the bottom of Q into disjoint sides of Q . Then $M(Q, \mathcal{S}^n(Q)) \geq 1$ for every integer $n \geq 0$.*

We next define the notion of a weak \mathcal{R} -folding. Let \mathcal{R} be a finite subdivision rule. Let X, Y , and Z be finite \mathcal{R} -complexes such that 1) X, Y , and Z are closed topological disks, 2) $\text{int}(X) \cap \text{int}(Y) = \emptyset$, and 3) $Z = X \cup Y$. See Figure 18. Suppose that there exists a weak \mathcal{R} -isomorphism f from X to an \mathcal{R} -subcomplex of Y such that the restriction of f to $X \cap Y$ is the identity map. Then there exists a cellular map $g: Z \rightarrow Y$ such that $g|_X = f$ and $g|_Y$ is the identity map on Y . We call g a **weak \mathcal{R} -folding**. We say that Z **admits a weak \mathcal{R} -folding** of X into Y .

Theorem 6.3. *Let \mathcal{R} be a finite subdivision rule. Let X, Y and Z be finite \mathcal{R} -complexes such that 1) X, Y and Z are closed topological disks, 2) $\text{int}(X) \cap \text{int}(Y) = \emptyset$, and 3) $Z = X \cup Y$. Suppose that $f: Z \rightarrow Y$ is a weak \mathcal{R} -folding of X into Y . Suppose that Z is a quadrilateral whose top T and bottom B are unions of edges. Suppose that Y is a quadrilateral with top $f(T)$ and bottom $f(B)$. Then*

$$M(Z, \mathcal{S}^n(Z)) \geq \frac{1}{2} M(Y, \mathcal{S}^n(Y))$$

for every nonnegative integer n .

FIGURE 18. The complexes X , Y , and Z for a weak \mathcal{R} -folding

Proof. Let n be a nonnegative integer. Let ρ be an optimal weight function on $\mathcal{S}^n(Y)$ for $M(Y, \mathcal{S}^n(Y))$. Then there exists a cellular map $g: \mathcal{R}^n(Z) \rightarrow \mathcal{R}^n(Y)$ such that $g|_{\mathcal{R}^n(X)}$ is a cellular homeomorphism from $\mathcal{R}^n(X)$ to a subcomplex of $\mathcal{R}^n(Y)$ which agrees with f on the vertices of X and $g|_{\mathcal{R}^n(Y)}$ is the identity map. Let $g^*(\rho)$ be the weight function on $\mathcal{S}^n(Z)$ defined by $g^*(\rho)(t) = \rho(g(t))$ for every $t \in \mathcal{S}^n(Z)$.

It is clear that $A(Z, g^*(\rho)) \leq 2A(Y, \rho)$. It is also easy to see that $H(Z, g^*(\rho)) \geq H(Y, \rho)$. Hence

$$M(Z, \mathcal{S}^n(Z)) \geq \frac{H(Z, g^*(\rho))^2}{A(Z, g^*(\rho))} \geq \frac{1}{2} \frac{H(Y, \rho)^2}{A(Y, \rho)} = \frac{1}{2} M(Y, \rho) = \frac{1}{2} M(Y, \mathcal{S}^n(Y)).$$

This proves Theorem 6.3. \square

Theorem 6.4. *Let \mathcal{R} be a bounded valence finite subdivision rule whose mesh approaches 0. Suppose that \mathcal{R} has a single tile type t with p edges. Let the dihedral group G of order $2p$ act cellularly on t in the usual way. Suppose for this action that every element of G is a weak \mathcal{R} -automorphism of t . Then \mathcal{R} is conformal.*

Proof. We show that \mathcal{R} satisfies the 1,2,3-tile criterion, Theorem 5.1. Note that the 1-tile criterion is vacuous if $p = 3$, and the 3-tile criterion is vacuous if $p > 3$. Applying Corollary 6.2 with Q in Corollary 6.2 replaced by t and f in Corollary 6.2 replaced by a rotation in G which takes every edge of t to an adjacent edge shows that \mathcal{R} satisfies the 1-tile criterion. Because G contains every reflection of t , every test quadrilateral Q for \mathcal{R} consisting of two tiles admits a weak \mathcal{R} -folding of one tile of Q into the other. Hence Theorem 6.3 shows that \mathcal{R} satisfies the 2-tile criterion unless t is a triangle. If t is a triangle, then there exists a weak \mathcal{R} -automorphism of Q which interchanges the tiles of Q and is the identity map on their intersection. Hence Corollary 6.2 shows that \mathcal{R} satisfies the 2-tile criterion in this case. An argument involving Theorem 6.3 similar to the one just used to verify the 2-tile criterion shows that \mathcal{R} satisfies the 3-tile criterion. Thus the 1,2,3-tile criterion implies that \mathcal{R} is conformal.

This proves Theorem 6.4. \square

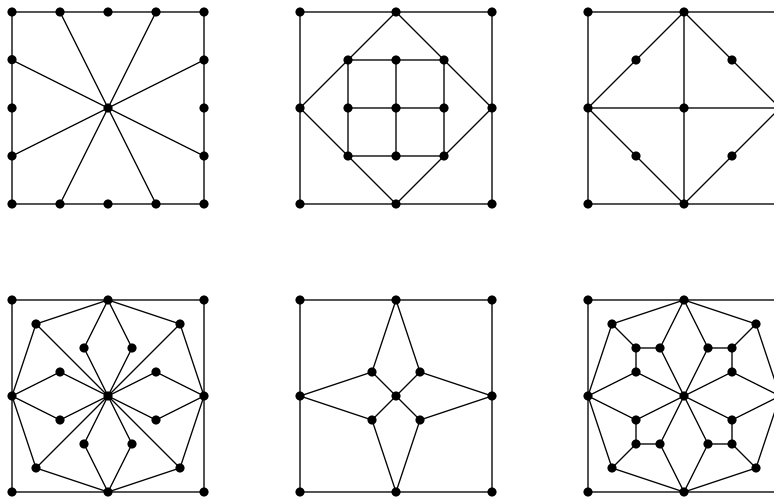


FIGURE 19. Constructing conformal finite subdivision rules

As an immediate corollary of Theorem 6.4 we get that the binary quadrilateral subdivision rule (Example 1.3.2) and the pentagonal subdivision rule (Example 1.3.3) are conformal. But Theorem 6.4 is much stronger than this. Let t be a p -gon with $p \geq 3$, and let t' be a nontrivial subdivision of t into p -gons such that the corners of t are not subdivided and the dihedral group of order $2p$ acts cellularly as symmetries of t' . Then the barycenter trick of Section 1.3 yields a conformal finite subdivision rule \mathcal{R} with single tile type a $2p$ -gon t'' (obtained from t by adding a barycenter to each edge) such that $\mathcal{R}(t'')$ and the complex obtained from t' by adding a barycenter to each edge are identical subdivisions. Hence it is easy to construct conformal finite subdivision rules. Some simple examples are shown in Figure 19.

We prove one more symmetry theorem for use in Section 7.

Theorem 6.5. *Let \mathcal{R} be a finite subdivision rule with bounded valence, let Q be an \mathcal{R} -complex which is a quadrilateral whose top and bottom are unions of edges, and let $f: Q \rightarrow Q$ be a weak \mathcal{R} -isomorphism such that f takes the top and the bottom of Q bijectively to disjoint sides of Q . Then there is a positive real number K such that for each integer $n \geq 0$, $1 \leq M(Q, \mathcal{S}^n(Q)) \leq K$.*

Proof. Let V be an upper bound on the valences of $\mathcal{R}^j(Q)$, $j \geq 0$. Fix an integer $n \geq 0$. Let Q' be the quadrilateral whose underlying complex is Q but whose ends are the sides of Q . By Corollary 6.2, $1 \leq M(Q', \mathcal{S}^n(Q))$. Since f interchanges the sides of Q and the ends of Q , $m(Q, \mathcal{S}^n(Q)) = 1/M(Q', \mathcal{S}^n(Q)) \leq 1$. By the bounded valence theorem [4, Theorem 6.2.4], $M(Q, \mathcal{S}^n(Q)) \leq 4V^2 m(Q, \mathcal{S}^n(Q))$. Hence $M(Q, \mathcal{S}^n(Q)) \leq 4V^2$, which proves the theorem. \square

7. LAYERED SUBDIVISION RULES

As we mentioned previously, it is generally difficult to compute the moduli $m(X, \mathcal{S}^n(X))$ and $M(X, \mathcal{S}^n(X))$ for a quadrilateral or ring X which is a \mathcal{R} -complex with respect to a finite subdivision rule \mathcal{R} . A class of examples for which one can

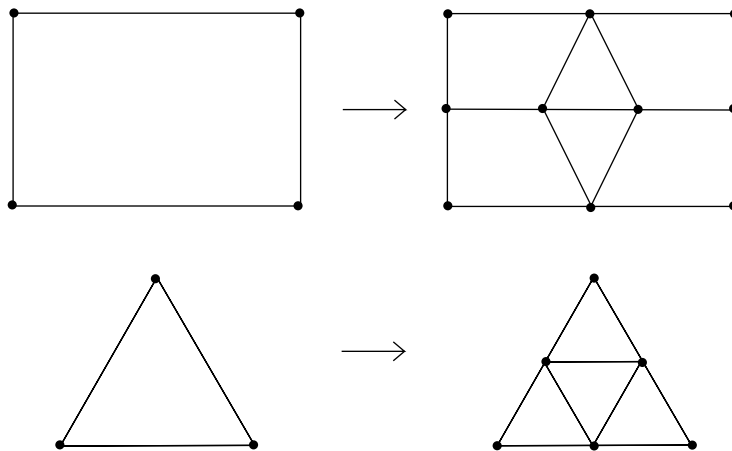


FIGURE 20. The subdivisions of the tile types for the diamond chains subdivision rule

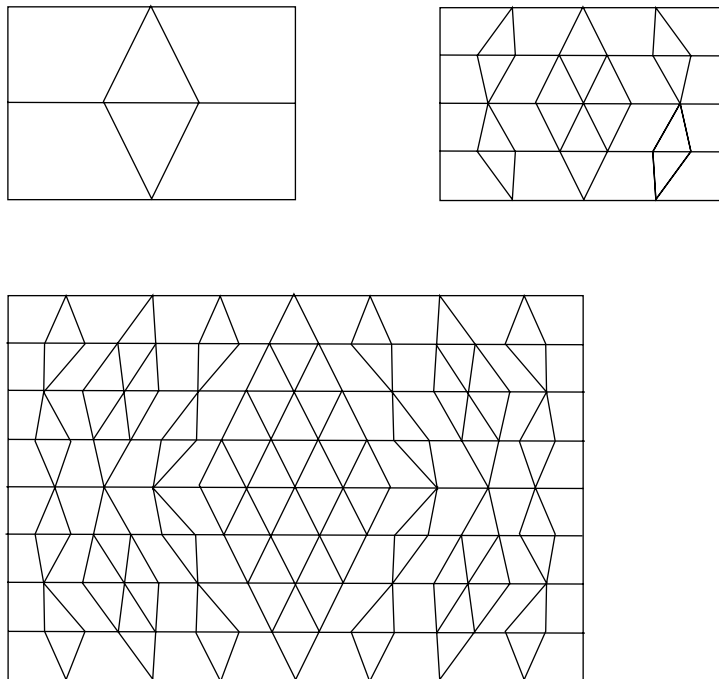
sometimes reasonably estimate moduli are those for which each $\mathcal{R}^n(X)$ can be naturally subdivided into layers, since one can then use Theorem 3.1. We use the term **layered subdivision rules** as a general (and loose) description for this class.

We give three examples. The first one shows that it does not suffice to check a single quadrilateral to show that a finite subdivision rule satisfies the 1-tile criterion. The second example, which is a modification of the first one, shows that this persists even if the tile recursion matrix is irreducible. The third example is of a finite subdivision rule that satisfies the 1-tile criterion but does not satisfy the 2-tile criterion. Furthermore there exists a quadrilateral for the third example with nondegenerate asymptotic moduli such that if this quadrilateral is split into two quadrilaterals in any way by an arc joining its sides, then the moduli of the two quadrilaterals degenerate to 0.

7.1. The diamond chains subdivision rule.

Example 7.1.1 (The diamond chains subdivision rule). *In this finite subdivision rule \mathcal{R} the subdivision complex $S_{\mathcal{R}}$ contains a single edge and two tiles. Tile type t is an equilateral triangle, and $\mathcal{R}(t)$ is the obvious subdivision of t into four subtriangles that are congruent to t . Tile type q is a quadrilateral. Its subdivision is shown in Figure 20; quadrilaterals in $\mathcal{R}(q)$ are identified with the image of q in $S_{\mathcal{Q}}$ so that horizontal edges go to horizontal edges. The subdivisions $\mathcal{R}(q)$, $\mathcal{R}^2(q)$, and $\mathcal{R}^3(q)$ are shown in Figure 21.*

We view q as a quadrilateral with top and bottom as indicated in Figure 20. We will use the layer theorem to show that q has degenerate asymptotic moduli. To use the layer theorem we first rotate q 90° to obtain a quadrilateral q' . Note that for each positive integer n , $\mathcal{R}^n(q')$ is naturally divided into 2^n vertical layers (strips). More importantly for us, it is also divided into horizontal layers, each horizontal layer consisting of a chain of quadrilaterals or a chain of diamonds. The chains of diamonds come in different sizes; we say that a chain of diamonds has size i if the maximum number of triangles in a vertical layer of the chain is $2^i - 1$. Then $\mathcal{R}^n(q')$ has 2^n chains of quadrilaterals. For each $i \in \{1, \dots, n\}$, $\mathcal{R}^n(q')$ has 2^{n-i}

FIGURE 21. $\mathcal{R}^i(q)$, $i = 1, 2, 3$

chains of diamonds of size i . Although the chains of diamonds are not actually quadrilaterals, the proof of the layer theorem goes through as before.

Let n be a fixed positive integer, let $i \in \{1, \dots, n\}$, and let D_i be a chain of diamonds of size i . Let ρ_i be the weight function on the set of tiles of D_i defined such that the weight of a triangle is the reciprocal of the number of triangles in its vertical strip. The fat flow height is $H(D_i, \rho_i) = 1$. For each odd integer k with $1 \leq k \leq 2^i - 1$, there are 2^{n+1-i} vertical strips in D_i with k triangles. Hence

$$A(D_i, \rho_i) = 2^{n+1-i} \left(1 + \frac{1}{3} + \frac{1}{5} + \dots + \frac{1}{2^i - 1} \right) \leq 2^{n-i} (2 + \ln(2^i)),$$

and so $M(D_i, \rho_i) \geq 1/(2^{n-i} (2 + \ln(2^i)))$. The fat flow modulus of a chain of quadrilaterals is $1/2^n$, with the constant weight function which assigns 1 to each tile in the chain being an optimal weight function. By the layer theorem,

$$M(q', \mathcal{S}^n(q')) \geq 2^n \frac{1}{2^n} + \sum_{i=1}^n \frac{2^{n-i}}{2^{n-i} (2 + \ln(2^i))} \geq 1 + \frac{1}{2 + \ln(2)} \sum_{i=1}^n \frac{1}{i}.$$

Since the harmonic series is divergent, q' and q have degenerate asymptotic moduli.

While q has degenerate asymptotic moduli, the quadrilateral X made up of two triangles with an edge in common has nondegenerate asymptotic moduli by Theorem 6.5, taking the map in Theorem 6.5 to be reflection in the common edge. Since the tile recursion matrix for \mathcal{R} is reducible (see [8, Chapter XIII] for the definition), it is not so surprising that some quadrilaterals have degenerate asymptotic moduli and some have nondegenerate asymptotic moduli. The next example, which was

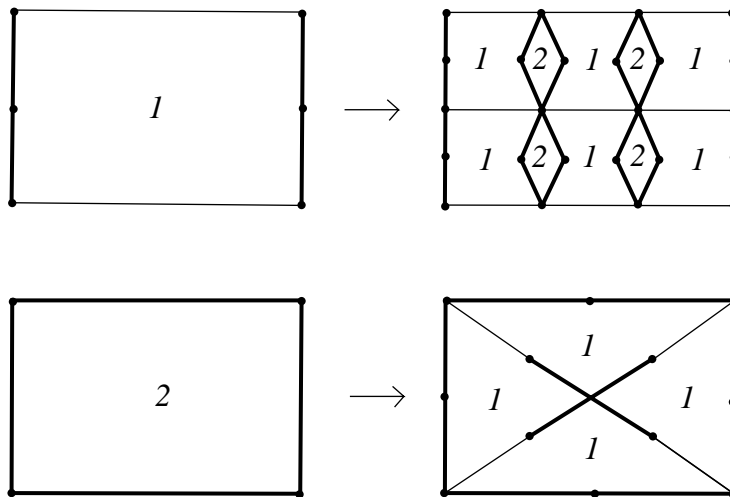


FIGURE 22. The subdivisions of the tile types for the finite subdivision rule of Example 7.1.2

inspired by this one, shows that this can occur even if the tile recursion matrix is irreducible.

Example 7.1.2. *In this example the subdivision complex $S_{\mathcal{R}}$ has two edges and two tiles. The subdivisions of the tile types are shown in Figure 22.*

Let X be the quadrilateral with a single tile labeled 1, oriented as in Figure 22. Given a positive integer n , define a weight function ρ_n on $\mathcal{S}^n(X)$ which assigns weight 1 to every tile labeled 1 which has no predecessor which is a tile labeled 2, and assigns weight 0 to every other tile. The fat cut circumference is $C(X, \rho_n) = 3^n$ and the area is $A(X, \rho_n) = 6^n$, so $m(X, \mathcal{S}^n(X)) \leq m(X, \rho_n) = \frac{A(X, \rho_n)}{C(X, \rho_n)^2} = \frac{6^n}{9^n}$, $\lim_{n \rightarrow \infty} m(X, \mathcal{S}^n(X)) = 0$, and X has degenerate asymptotic moduli. Since the tile labeled 2 has rotational symmetry, the quadrilateral Y with single tile and orientation as in Figure 22 has nondegenerate asymptotic moduli by Theorem 6.5. The tile recursion matrix, with respect to the obvious ordering of the tiles, is $\begin{pmatrix} 6 & 4 \\ 4 & 0 \end{pmatrix}$, which is irreducible.

7.2. A layered subdivision rule that satisfies the 1-tile criterion but not the 2-tile criterion.

Example 7.2.1. *We start with two edge types and a single tile type, with the subdivision of the tile type shown in Figure 23. We then apply the barycenter trick of Section 1.3 to obtain a finite subdivision rule \mathcal{R} such that the subdivision complex $S_{\mathcal{R}}$ has two edges and a single tile q .*

Since the tile type q is the subdivision of a quadrilateral and reflection in one of the diagonals of the quadrilateral is a weak \mathcal{R} -isomorphism, q has nondegenerate asymptotic moduli by Theorem 6.5 and hence \mathcal{R} satisfies the 1-tile criterion of Section 5. To see that \mathcal{R} does not satisfy the 2-tile criterion of Section 5, let X be the quadrilateral shown in Figure 24.a). Given a positive integer n , $\mathcal{R}^n(X)$ can be divided into 4^n vertical layers. Figure 24.b) shows the case where $n = 1$. Let ρ_n be

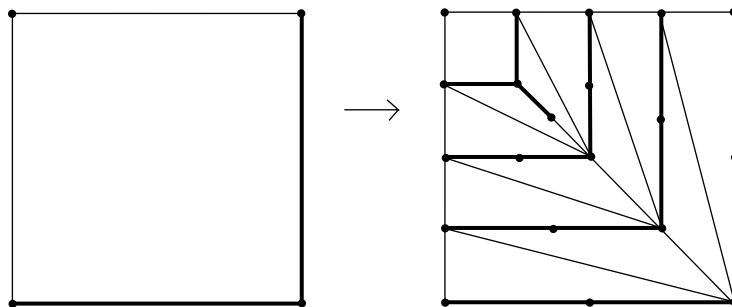


FIGURE 23. The subdivision of the tile type for the finite subdivision rule of Example 7.2.1

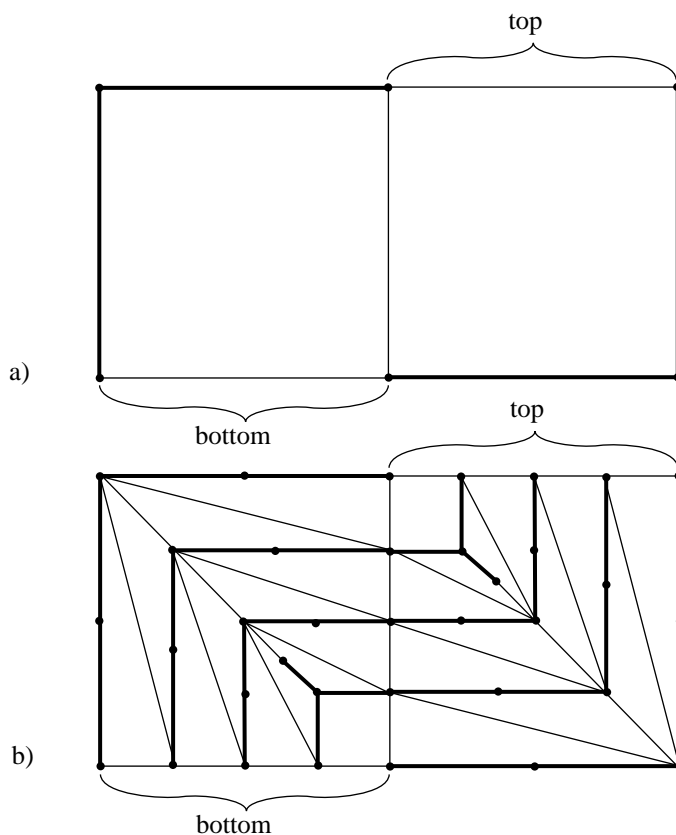
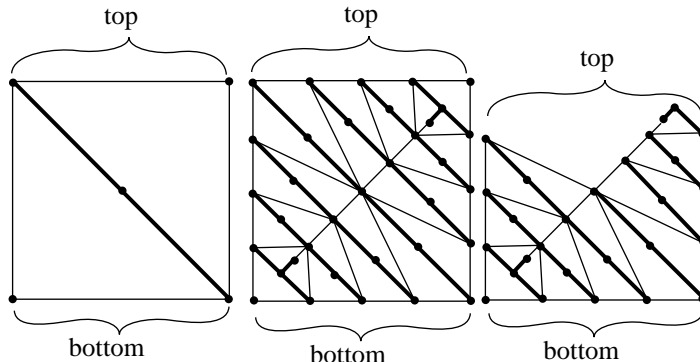


FIGURE 24. A quadrilateral X with degenerate asymptotic moduli

the weight function on $\mathcal{S}^n(X)$ which assigns weight 1 to each tile. Then $C(X, \rho_n) \geq 4^n$ and $A(X, \rho_n) = 2 \cdot 13^n$, so $m(X, \mathcal{S}^n(X)) \leq m(X, \rho_n) = \frac{A(X, \rho_n)}{C(X, \rho_n)^2} \leq \frac{2 \cdot 13^n}{16^n}$ and hence $\lim_{n \rightarrow \infty} m(X, \mathcal{S}^n(X)) = 0$. Now the bounded valence theorem, [4, Theorem 6.2.4] or [5, Theorem 1.6], implies that $\lim_{n \rightarrow \infty} M(X, \mathcal{S}^n(X)) = 0$. Thus \mathcal{R} does not satisfy the 2-tile criterion of Section 5. In particular, \mathcal{R} is not conformal.

FIGURE 25. Y , $\mathcal{R}(Y)$, and W

Now consider the quadrilateral Y shown in Figure 25. This quadrilateral occurs in $\mathcal{R}(q)$, and hence occurs whenever one considers subdivisions of an \mathcal{R} -complex. Since the reflection in one of the diagonals of Y is a weak \mathcal{R} -isomorphism, Y has nondegenerate asymptotic moduli by Theorem 6.5. Let α be a simple edge-path in some subdivision $\mathcal{R}^j(Y)$, $j > 0$, that irreducibly joins the sides of Y and is disjoint from the ends of Y , and let W be the quadrilateral that is contained in Y , has bottom the bottom of Y , has top α , and has sides contained in the sides of Y . We will show that $\lim_{i \rightarrow \infty} M(W, \mathcal{S}^i(W)) = 0$. It will then follow by symmetry that the same is true of the quadrilateral with bottom α , with top the top of Y , and with sides contained in the sides of Y . This shows that a quadrilateral can have nondegenerate asymptotic moduli even if whenever it is divided into horizontal layers the layers have asymptotic moduli converging to 0.

Although the layers in $\mathcal{R}^j(Y)$ each join one of the sides with one of the ends, one of the two layers of W that is adjacent to the diagonal joins the bottom of W to the top of W . Let i be a nonnegative integer. Then $\mathcal{R}^i(W)$ has at least 4^i layers that join the bottom of W to the top of W . Let ρ be the weight function on $\mathcal{S}^i(W)$ that assigns weight 1 to each tile. Then $A(W, \rho) \leq 2 \cdot 13^{i+j}$ and $C(W, \rho) \geq 4^i$, so $m(W, \mathcal{S}^i(W)) \leq m(W, \rho) = \frac{A(W, \rho)}{C(W, \rho)^2} \leq \frac{2 \cdot 13^{i+j}}{16^i}$. This implies that $\lim_{i \rightarrow \infty} m(W, \mathcal{S}^i(W)) = 0$ and hence, by the bounded valence theorem, [4, Theorem 6.2.4] or [5, Theorem 1.6], $\lim_{i \rightarrow \infty} M(W, \mathcal{S}^i(W)) = 0$.

8. FINITE SUBDIVISION RULES WITH ROTATIONAL SYMMETRY

A finite subdivision rule \mathcal{R} has **rotational symmetry**, or is **rotationally symmetric**, if for each tile type t there exists an orientation-preserving weak \mathcal{R} -automorphism of t which takes every edge of t to an adjacent edge.

We look now at finite subdivision rules that have a single tile type and have rotational symmetry. We first consider a class of examples which gives rotationally symmetric self-replicating tilings. Finally, we give an example of a nonconformal finite subdivision rule with bounded valence which has a single tile type and is rotationally symmetric.

8.1. A construction of rotationally symmetric self-replicating tilings. We begin the section by giving a general construction of rotationally symmetric subdivision rules. The construction can be done starting from the tiling of the Euclidean

plane by equilateral triangles, squares, or regular hexagons. By area considerations, it can not be done using tilings of the hyperbolic plane. In these examples, we are starting with a finite subdivision rule \mathcal{R} and are constructing an almost round finite subdivision rule \mathcal{R}' which is weakly isomorphic to it. It follows that \mathcal{R} is conformal. Furthermore, translates of the single tile type of \mathcal{R}' give a self-replicating tiling of \mathbf{R}^2 with rotational symmetry. Self-replicating tilings have been studied extensively. In particular, Thurston [17] and Kenyon [13] constructed them from generalizations of the usual base 10 decimal expansion of a number with respect to bases which are complex numbers, and Dekking [7] constructed them from free group endomorphisms. Our approach starts instead with the combinatorics of the subdivision, and is similar in spirit to that of Giles [10, 11].

For convenience, we will start with the square tiling of the plane. Several examples of this construction can be found in Mandelbrot [14].

To begin the construction, choose vertices $v_1, v_2, v_3,$ and v_4 in the square lattice that are vertices of a square. We assume that they are not the vertices of a square in the square tiling, since this case is trivial. Label them so that they occur in clockwise order as vertices of a square. Now choose an arc γ_1 from v_1 to v_2 which is an edge path in the square tiling. There are two requirements on γ_1 . Let γ_2 be the image of γ_1 under rotation of $\pi/2$ about v_2 , let γ_3 be the image of γ_2 under rotation of $\pi/2$ about v_3 , let γ_4 be the image of γ_3 under rotation of $\pi/2$ about v_4 , and let γ be the closed curve in the plane whose image is $\gamma_1 \cup \gamma_2 \cup \gamma_3 \cup \gamma_4$. The first requirement is that γ_1 be invariant under rotation of π about the midpoint of the line segment $\overline{v_1 v_2}$. The second condition is that γ be a simple closed curve.

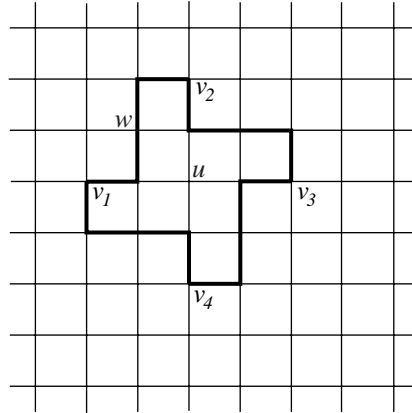
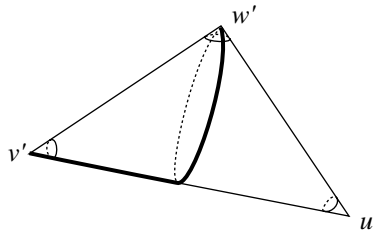
Another way to look at these conditions is to pass to a quotient space. Let u be the center of the square with vertices $v_1, v_2, v_3,$ and v_4 , and let w be the midpoint of $\overline{v_1 v_2}$. Let S be the quotient of the triangle with vertices $v_1, v_2,$ and u obtained by identifying $\overline{uv_1}$ with $\overline{uv_2}$ and identifying $\overline{wv_1}$ with $\overline{wv_2}$. Then S is a sphere with branch points $u', v',$ and w' (the images of $u, v_1,$ and $w,$ respectively) of order 4, 4, and 2. The 1-skeleton of the square tiling of the plane projects to a graph on S . S is a quotient of the plane, and under this quotient map a curve γ as described in the previous paragraph projects to an arc in the graph on S joining v' and w' . Arcs γ_1 from v_1 to v_2 which satisfy the two requirements of the previous paragraph correspond exactly in the quotient to arcs from v' to w' which lie in the graph coming from the 1-skeleton of the square tiling.

Before continuing the construction, we give two examples.

Example 8.1.1. *In this example, $v_2 - v_1 = (2, 2)$. The curve γ is shown in Figure 26 and the image of γ in S is shown in Figure 27.*

Example 8.1.2. *In this example, $v_2 - v_1 = (9, 0)$. The curve γ is shown in Figure 28 and the image of γ in S is shown in Figure 29.*

We return now to the general construction. Suppose that γ_1 is an arc satisfying our two requirements above, and that γ is the corresponding curve. Since $v_1, v_2, v_3,$ and v_4 are vertices of a square, there is an orientation-preserving similarity of the plane that takes $v_1, v_2, v_3,$ and v_4 to the vertices of the unit square D with v_1 going to $(0, 0)$. Let α_1 be the image of γ under this map, and let D_1 be the disk enclosed by α_1 . We consider α_1 as a function $\alpha_1: [0, 1] \rightarrow \mathbf{R}^2$ with $\alpha_1(0) = (0, 0)$, parametrized with constant speed.

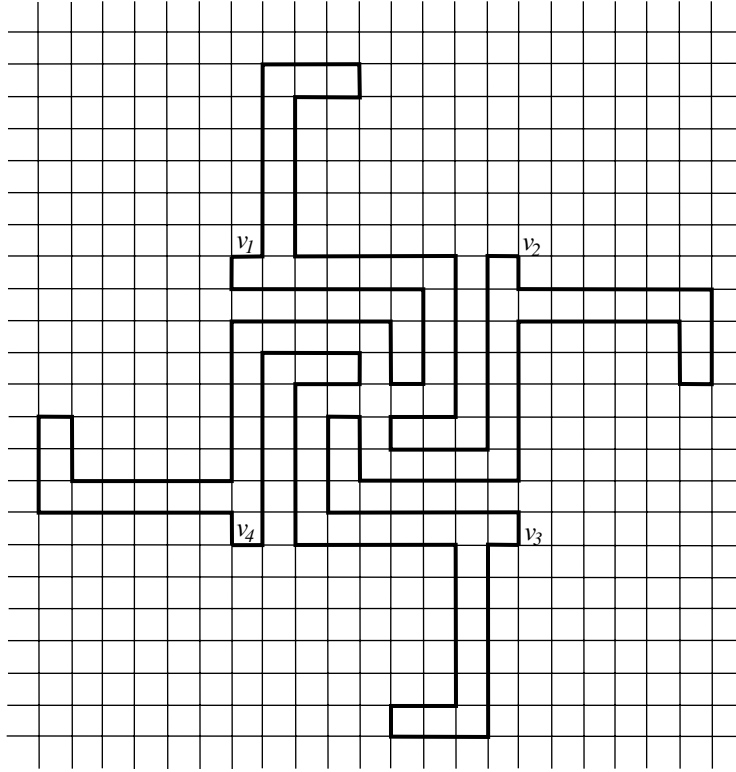
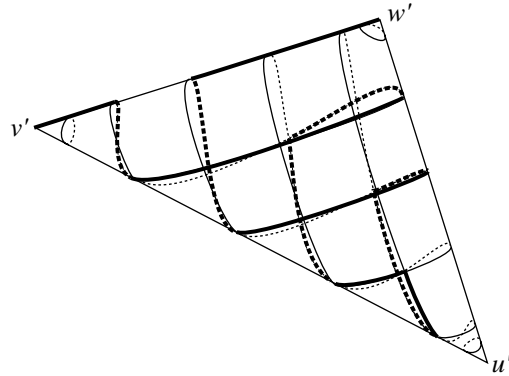
FIGURE 26. The curve γ for Example 8.1.1FIGURE 27. The image of γ in S for Example 8.1.1

The Euclidean plane can be tiled by translates of D_1 , and this tiling is combinatorially equivalent to the square tiling of the plane, so one can repeat the above construction beginning with the tiling by translates of D_1 . One can recursively continue this process to produce curves α_i (with $\alpha_i(0) = (0, 0)$), parametrized with constant speed) and disks D_i for each positive integer i . Figure 30 shows the disks D_1 , D_2 , and D_3 for Example 8.1.1, and Figure 31 shows the disk D_2 for Example 8.1.2.

The α_i 's can be recursively generated by simple edge replacement rules. Figure 32 shows the edge replacement rule for Example 8.1.1, and Figure 33 shows the edge replacement rule for Example 8.1.2.

Let β_0 be the line segment from v_1 to v_2 . Choose orientation-preserving constant speed parametrizations $f_0: [0, 1] \rightarrow \beta_0$ and $f_1: [0, 1] \rightarrow \gamma_1$. Let $K = \sup\{d(f_1(t), f_0(t)): t \in [0, 1]\}$, and let $d = d(v_1, v_2)$. Then for any positive integer j , $\sup\{d(\alpha_{j+1}(t), \alpha_j(t)): t \in [0, 1]\} = K/d^{j+1}$. Hence the α_i 's converge uniformly to a continuous curve $\alpha: [0, 1] \rightarrow \mathbf{R}^2$. Note that for any positive integer i and any $t \in [0, 1]$, $d(\alpha(t), \alpha_i(t)) \leq \frac{K}{d^{i(d-1)}}$.

We associate to γ a finite subdivision rule \mathcal{R} as follows. \mathcal{R} has a single tile type, which is a quadrilateral. If we view this tile type as the quadrilateral Q in \mathbf{R}^2 with boundary γ and with vertices v_1 , v_2 , v_3 , and v_4 , then the subdivision of this tile type is given by the subdivision of Q by squares in the intersection of Q with the square tiling of \mathbf{R}^2 . Orient the edges in Q and in the subdivision of Q so that each vertex in Q (resp. in the subdivision of Q) is either an initial vertex or a terminal vertex

FIGURE 28. The curve γ for Example 8.1.2FIGURE 29. The image of γ in S for Example 8.1.2

of every edge in Q (resp. in the subdivision of Q) that meets it. The subdivision complex $S_{\mathcal{R}}$ is obtained from Q by identifying the four edges by order-preserving isomorphisms. There is a single edge type e , and it is subdivided into $\text{length}(\gamma_1)$ edges. The subdivision map $\varphi_{\mathcal{R}}$ is defined so that it is order preserving and the edge of $S_{\mathcal{R}}$ can be ordered so that the maps $Q \rightarrow S_{\mathcal{R}}$ and $\mathcal{R}(Q) \rightarrow S_{\mathcal{R}}$ are order preserving on the edges. Note that, by construction of γ , the subdivision of Q is



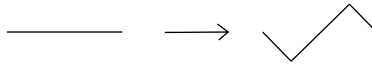
FIGURE 30. The disks D_1 , D_2 , and D_3 for Example 8.1.1FIGURE 31. The disk D_2 for Example 8.1.2

FIGURE 32. The edge replacement rule for Example 8.1.1

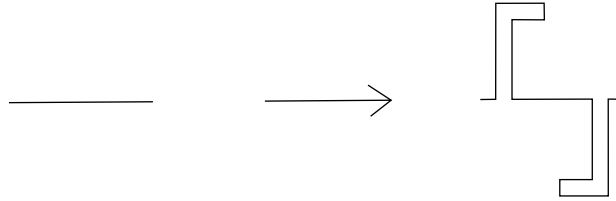


FIGURE 33. The edge replacement rule for Example 8.1.2

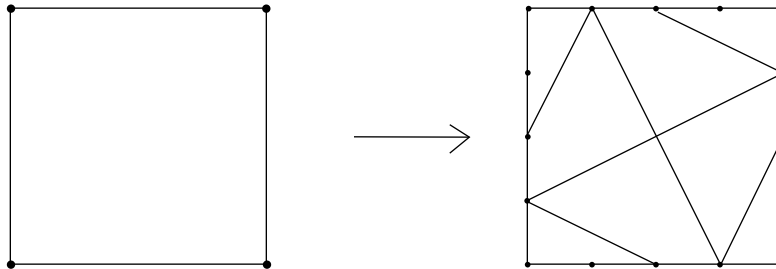


FIGURE 34. The subdivision of the tile type for Example 8.1.1

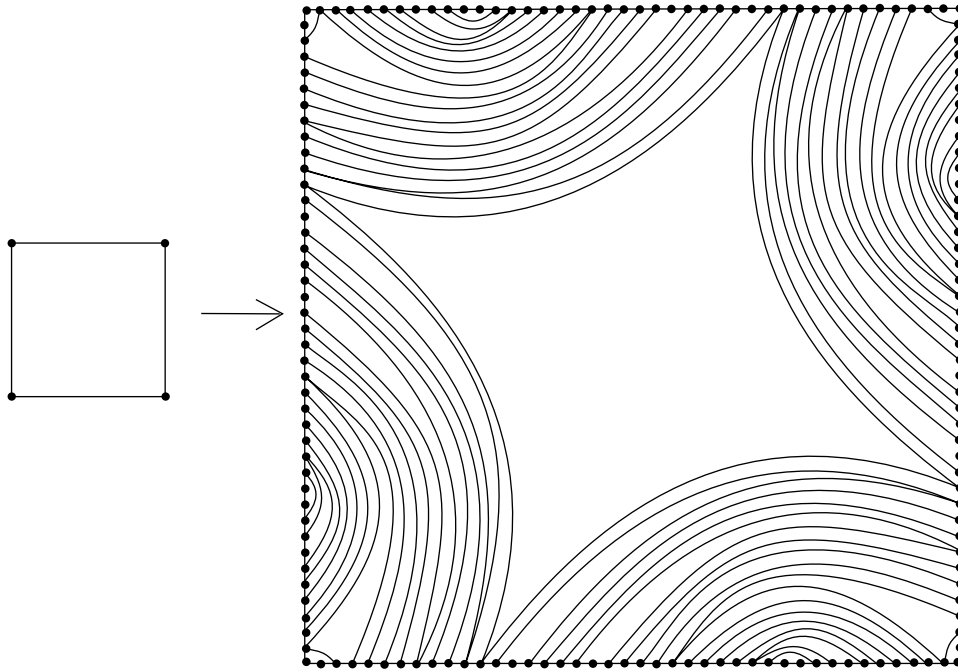


FIGURE 35. The subdivision of the tile type for Example 8.1.2

invariant under a rotation by angle $\pi/2$. Figure 34 shows the subdivision of the tile type for Example 8.1.1, and Figure 35 shows the subdivision of the tile type for Example 8.1.2.

In the above construction of the D_i 's, D_1 is the image of Q under a similarity of the plane. The intersection of Q with the square tiling of \mathbf{R}^2 maps under this similarity to give a tiling of D_1 by squares with side lengths $1/d$. By repeating this under the recursive construction of the D_i 's, each D_i has a tiling by squares with side lengths $1/d^i$. Combinatorially, this tiling is $\mathcal{R}^i(Q)$.

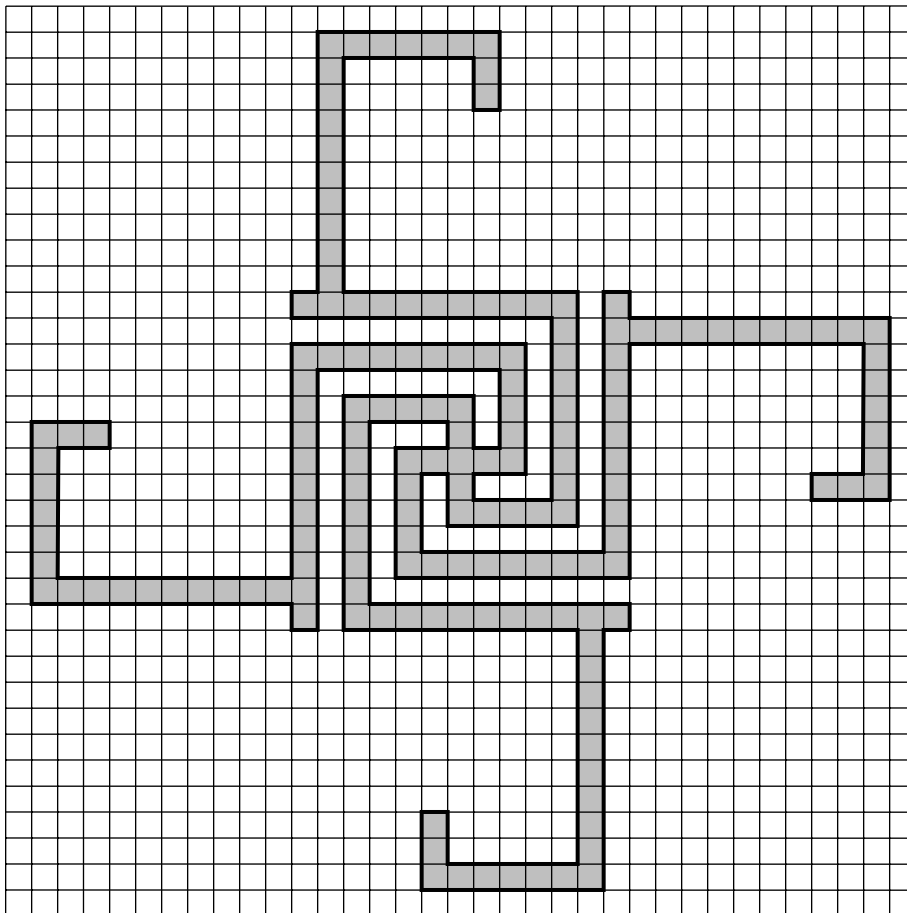
We next show that α is a simple closed curve. In order to do this, we first show that \mathcal{R} has mesh approaching 0 combinatorially.

Since there is a single edge type and $d(v_1, v_2) > 1$, each edge type of \mathcal{R} is subdivided into more than one edge. Now suppose that one of the subtiles of Q has edges in disjoint edges of Q . Since this subtile is a quadrilateral, it must have an edge joining disjoint edges in Q . But then this edge disconnects Q , so Q cannot have a subtile with an edge in each of the other two edges of Q . This is impossible, since the subdivision of Q is rotationally symmetric. Thus the mesh of \mathcal{R} approaches 0 combinatorially.

It follows from Theorem 2.3 that \mathcal{R} is weakly isomorphic to a finite subdivision rule whose mesh approaches 0, and so we assume that the mesh of \mathcal{R} approaches 0. For convenience we assume that the tile type is the unit square D . Let X be the square tiling of \mathbf{R}^2 , viewed as an \mathcal{R} -complex. As noted above, D_i has a natural tiling by squares with side lengths $1/d^i$, which gives D_i the structure of a CW complex which is cellularly homeomorphic to $\mathcal{R}^i(D)$. In particular, for every positive integer i there exists a cellular homeomorphism $\varphi_i: \partial D_i \rightarrow \partial \mathcal{R}^i(D)$ which preserves clockwise orientation such that $\varphi_i(0, 0) = (0, 0)$. Let $s, t \in [0, 1]$ with $s \neq t$. Then because the mesh of \mathcal{R} approaches 0, the sequences $\{\varphi_i(\alpha_i(s))\}$ and $\{\varphi_i(\alpha_i(t))\}$ converge to points $u, v \in \partial D$. Moreover $u \neq v$. For every positive integer i let $d_i(u, v)$ denote the skinny path pseudometric; $d_i(u, v)$ is the smallest nonnegative integer n such that there exist tiles t_0, \dots, t_n of $\mathcal{R}^i(X)$ such that $u \in t_0$, $v \in t_n$, and $t_j \cap t_{j+1} \neq \emptyset$ for $j \in \{0, \dots, n-1\}$. Then because the mesh of \mathcal{R} approaches 0, there exists a positive integer i such that $d_i(u, v) > 1 + \frac{2K}{d-1}$. It follows that $d(\alpha_i(s), \alpha_i(t)) > \frac{1}{d^i} \frac{2K}{d-1} = \frac{2K}{d^i(d-1)}$. Hence $d(\alpha(s), \alpha(t)) \geq d(\alpha_i(s), \alpha_i(t)) - d(\alpha(s), \alpha_i(s)) - d(\alpha(t), \alpha_i(t)) > 0$, so $\alpha(s) \neq \alpha(t)$. Thus α is a simple closed curve, and hence $\alpha([0, 1])$ bounds a disk D_∞ .

By construction, \mathbf{R}^2 is tiled by translates of D_∞ . Furthermore, D_∞ has a sub-tiling, by tiles that are equivalent to D_∞ under similarities, that is cellularly homeomorphic to $\mathcal{R}(Q)$. It is straightforward to define a finite subdivision rule \mathcal{R}' which is weakly isomorphic to \mathcal{R} , has D_∞ as the single tile type, and has the property that for each closed tile t of $\mathcal{R}'(D_\infty)$ the map $t \rightarrow S_{\mathcal{R}'}$ is the composition of ψ_{D_∞} and a similarity from t onto D_∞ . Hence if we let X' be \mathbf{R}^2 viewed as an \mathcal{R}' -complex using the tiling by translates of D_∞ , then (X', \mathcal{R}') is almost round. By [3, Theorem 7.1], (X', \mathcal{R}') and (X, \mathcal{R}) are conformal.

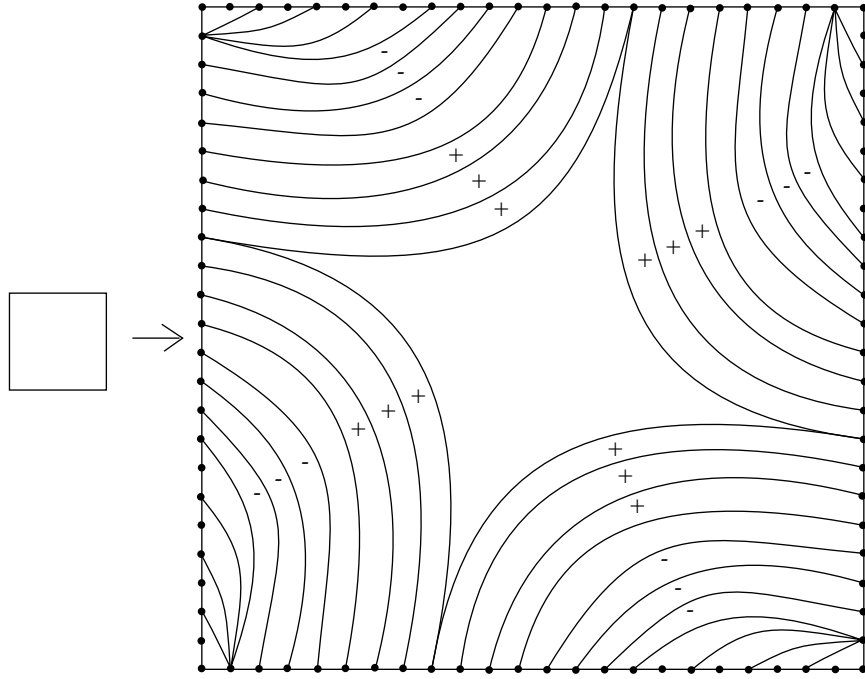
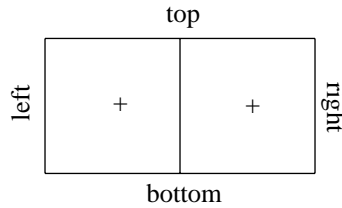
Note that in the edge replacement rule for Example 8.1.2, each edge is replaced by a union of 41 edges, each of length one ninth the length of the original edge. It follows from this that the Hausdorff dimension of ∂D_∞ is the similarity dimension, which is $\frac{\log(41)}{\log(9)}$. Example 8.1.2 is one of an infinite family of examples with the property that the Hausdorff dimensions of the boundaries of the disks D_∞ converge to 2. To see this, suppose that $v_2 - v_1 = (4s + 1, 0)$ for some positive integer s . Then the graph on S which comes from the grid on \mathbf{R}^2 has $4s^2 + 2s + 1$ vertices. It is easy to see that the maximum number of edges that an edge can be subdivided into in the edge replacement rule is $2(4s^2 + 2s + 1) - 1 = 8s^2 + 4s + 1$, and that this

FIGURE 36. The curve γ for the case $s = 3$

number of edges can be achieved. (Example 8.1.2 illustrates the case $s = 2$, and Figure 36 shows the curve γ for an example achieving the maximum number when $s = 3$.) When this maximum number of edges is achieved, the Hausdorff dimension of ∂D_∞ is $\frac{\log(8s^2+4s+1)}{\log(4s+1)}$, which converges to 2 as $s \rightarrow \infty$. This was also noted in [14, caption to Plate 53].

8.2. A rotationally symmetric finite subdivision rule which is not conformal. Our final example is a rotationally symmetric finite subdivision rule \mathcal{R} with a single tile type which is not conformal. It is crucial for the construction that \mathcal{R} is not orientation preserving. However, by making a tile type for each orientation, the example could easily be modified to an orientation-preserving, rotationally symmetric finite subdivision rule with two tile types.

Example 8.2.1. *In this example there are a single edge type and a single tile type. The tile type t is a quadrilateral viewed as a subset of the Euclidean plane. The tile type t is subdivided into forty-five tiles, and the edge type is subdivided into twenty-three edges. Figure 37 shows the subdivision of t . We apply the barycenter*

FIGURE 37. The subdivision of the tile type t FIGURE 38. The quadrilateral Q

trick of Section 1.3 to obtain a finite subdivision rule \mathcal{R} . We choose orientations for the open tile in $S_{\mathcal{R}}$ and for the interior of t so that the restriction of ψ_t to $\text{int}(t)$ is orientation preserving. A tile s in $\mathcal{R}(t)$ is labeled with a plus sign in Figure 37 if $\varphi_{\mathcal{R}}$ is orientation preserving on $\psi_t(\text{int}(s))$ and is labeled with a minus sign if $\varphi_{\mathcal{R}}$ is orientation reversing on $\psi_t(\text{int}(s))$. If s is not labeled, then it does not matter for the construction whether $\varphi_{\mathcal{R}}$ is orientation preserving or orientation reversing on $\psi_t(\text{int}(s))$. It is clear that $\varphi_{\mathcal{R}}$ can be defined so that this finite subdivision rule is rotationally symmetric.

Since this finite subdivision rule \mathcal{R} is rotationally symmetric, it satisfies the 1-tile criterion. We next show that \mathcal{R} does not satisfy the 2-tile criterion, and hence is not conformal. Let Q be the quadrilateral shown in Figure 38 viewed as a subset of the Euclidean plane, given the structure of an \mathcal{R} -complex with associated map $f: Q \rightarrow S_{\mathcal{R}}$ so that (with suitable orientations on Q and on the open tile of $S_{\mathcal{R}}$) f preserves orientation on each of the open tiles of Q . We use the layer theorem to show that

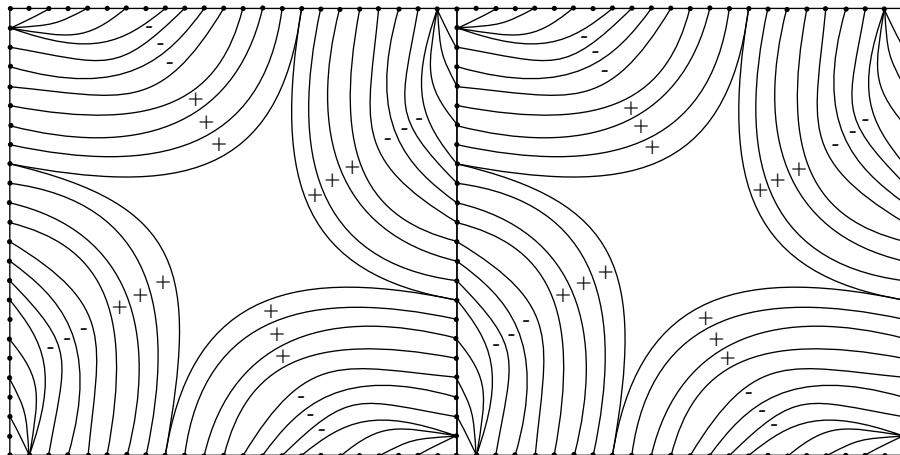

FIGURE 39. The quadrilateral $\mathcal{R}(Q)$ 

FIGURE 40. The subdivision of a block of height 2

$\lim_{n \rightarrow \infty} M(Q, \mathcal{S}^n(Q)) = 0$. By the bounded valence theorem, [4, Theorem 6.2.4] or [5, Theorem 1.6], it suffices to prove that $\lim_{n \rightarrow \infty} m(Q, \mathcal{S}^n(Q)) = 0$. We first define blocks.

Let k be a positive, even integer. A **block of height k** is a subcomplex B of $\mathcal{R}^n(Q)$, for some positive integer n , which satisfies the following: B is cellularly homeomorphic to a tiling by unit squares of a rectangle of height k and width 3 (we will use this cellular homeomorphism in describing the other conditions on B); in any row of B , all of the tiles have the same orientation; in any column of B , the orientations of the tiles alternate; and the ends of B are in distinct ends of $\mathcal{R}^n(Q)$.

Note that $\mathcal{R}(Q)$ has two blocks of height 2 (see Figure 39). If B is a block of height k , then $\mathcal{R}(B)$ contains four blocks of height $2k$. See Figure 40 for the subdivision of a block of height 2. It follows by induction that, if n is a positive integer, then $\mathcal{R}^n(Q)$ contains $2 \cdot 4^{n-1}$ blocks of height 2^n . Let n be a positive integer, and let ρ_n be the weight function on $\mathcal{S}^n(Q)$ for which each tile in a block has weight 1 and each tile which is not in a block has weight 0. Since each block contains three vertical layers, $C(Q, \rho_n) = 3 \cdot 2 \cdot 4^{n-1}$. Then

$$m(Q, \mathcal{S}^n(Q)) \leq m(Q, \rho_n) = \frac{6 \cdot 4^{n-1} \cdot 2^n}{36 \cdot 4^{2n-2}} = \frac{1}{3 \cdot 2^{n-1}}.$$

Hence $\lim_{n \rightarrow \infty} m(Q, \mathcal{S}^n(Q)) = 0$, and \mathcal{R} is not conformal.

REFERENCES

- [1] P. L. Bowers and K. Stephenson, *A “regular” pentagonal tiling of the plane*, Conform. Geom. Dyn. **1** (1997), 58–68 (electronic).
- [2] J. W. Cannon, *The theory of negatively curved spaces and groups*, Ergodic theory, symbolic dynamics, and hyperbolic spaces (Trieste, 1989), Oxford Univ. Press, New York, 1991, pp. 315–369.
- [3] J. W. Cannon, *The combinatorial Riemann mapping theorem*, Acta Math. **173** (1994), no. 2, 155–234.
- [4] J. W. Cannon, W. J. Floyd, and W. R. Parry, *Squaring rectangles: the finite Riemann mapping theorem*, The mathematical legacy of Wilhelm Magnus: groups, geometry and special functions (Brooklyn, NY, 1992), Amer. Math. Soc., Providence, RI, 1994, pp. 133–212.
- [5] J. W. Cannon, W. J. Floyd, and W. R. Parry, *Sufficiently rich families of planar rings*, Ann. Acad. Sci. Fenn. **44** (1999), 265–304.
- [6] J. W. Cannon and E. L. Swenson, *Recognizing constant curvature discrete groups in dimension 3*, Trans. Amer. Math. Soc. **350** (1998), no. 2, 809–849.
- [7] F. M. Dekking, *Recurrent sets*, Adv. in Math. **44** (1982), no. 1, 78–104.
- [8] F. R. Gantmacher, *The Theory of Matrices*, Chelsea Publishing Company, New York, 1989.
- [9] M. Gardner, *Mathematical games: In which “monster” curves force redefinition of the word “curve”*, Scientific American **235** (1976), 124–133.
- [10] J. Giles, Jr., *Construction of replicating superfigures*, J. Combinat. Theory A **26** (1979), 328–334.
- [11] J. Giles, Jr., *Superfigures replicating with polar symmetry*, J. Combinat. Theory A **26** (1979), 335–337.
- [12] B. Grünbaum and G. C. Shephard, *Tilings and Patterns*, W. H. Freeman and Co., New York, 1987.
- [13] R. Kenyon, *Self-replicating tilings*, Symbolic dynamics and its applications (New Haven, CT, 1991), Amer. Math. Soc., Providence, RI, 1992, pp. 239–263.
- [14] B. B. Mandelbrot, *The Fractal Geometry of Nature*, W. H. Freeman and Co., New York, 1977.
- [15] B. Rodin and D. Sullivan, *The convergence of circle packings to the Riemann mapping*, J. Differential Geom. **26** (1987), no. 2, 349–360.
- [16] K. Stephenson, *CirclePack*, software, available from <http://www.math.utk.edu/~kens>.
- [17] W. P. Thurston, *Groups, tilings and finite state automata*, Summer 1989 AMS Colloquium Lectures, Geometry Center Preprint GCG 01.
- [18] J. Weeks, *SnapPea: A computer program for creating and studying hyperbolic 3-manifolds*, available from <http://www.northnet.org/weeks>.

DEPARTMENT OF MATHEMATICS, BRIGHAM YOUNG UNIVERSITY, PROVO, UT 84602, U.S.A.
E-mail address: `cannon@math.byu.edu`

DEPARTMENT OF MATHEMATICS, VIRGINIA TECH, BLACKSBURG, VA 24061, U.S.A.
E-mail address: `floyd@math.vt.edu`
URL: <http://www.math.vt.edu/people/floyd>

DEPARTMENT OF MATHEMATICS, EASTERN MICHIGAN UNIVERSITY, YPSILANTI, MI 48197, U.S.A.
E-mail address: `walter.parry@emich.edu`